


TRI MO QBISS SCREEN

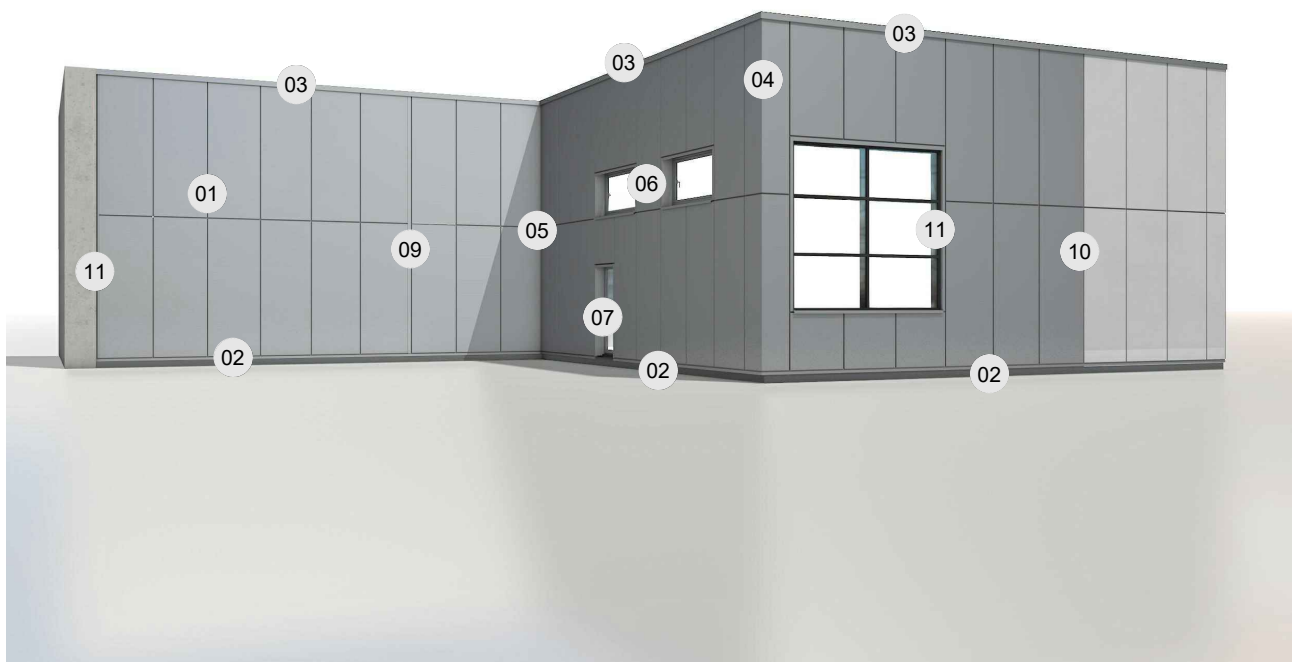


DESIGN DETAILS
QBISS SCREEN MW

VERTICAL
INSTALLATION

**QBISS
SCREEN MW**

- QSMW-V-01 JOINT
- QSMW-V-02 BASE
- QSMW-V-03 PARAPET
- QSMW-V-04 EXTERNAL CORNER
- QSMW-V-05 INTERNAL CORNER
- QSMW-V-06 WINDOW
- QSMW-V-07 DOOR
- QSMW-V-09 DILATATION
- QSMW-V-10 TRIMO SYSTEM CONNECTION
- QSMW-V-11 OTHER SYSTEM CONNECTION



VERTICAL
INSTALLATIONQBISS
SCREEN MW

NOTES

- Subject of details are only positioned elements, except where indicated separately!
- For items, that are not in the supply of Trimo d.o.o., Trimo d.o.o. is not responsible!
- Used materials must comply with the local regulations in force.
- All components must be used and installed in accordance with manufacturer's instructions.
- Substructure to be determined in accordance with the requirements of the project.
- Substructure must comply with structural analysis.
- In details, the substructure is only schematic.
- The system appropriate for substructure within ± 2 mm tolerance!
- Statical calculation for fixing screws quantity to be done!
- In case of a connection of materials with different electric potentials, use a relevant isolator.
- The material of the flashings has the default properties of the outer sheet of the façade element.
- Fire and lightning protection must comply with the local regulations in force.

VENTILATION GAP

- Minimal cross section of unhindered air gap according to country is:
 - general: $5 \text{ cm}^2/\text{m}$ for unventilated facades (EN ISO 6946:2008),
 - general: $5 - 15 \text{ cm}^2/\text{m}$ for partially ventilated facades (EN ISO 6946:2008),
 - general: $> 15 \text{ cm}^2/\text{m}$ for fully ventilated facades (EN ISO 6946:2008),
 - Germany: $5 - 10 \text{ mm}$ /cross section or $50 - 100 \text{ cm}^2/\text{m}$ ali $5-10\%$ gap cross section (DIN 18516:1999),
 - Austria: min. 15 mm /cross section or $150 \text{ cm}^2/\text{m}$ or 15% gap cross section (ONORM B 2219),
 - Great Britain: $> 5 \text{ cm}^2/\text{m}$ (BS 5250:2002) ori
 - Great Britain: 50 mm for open gaps and 38 mm for overlap or labyrinth joints (Part 6, Ch 6.5, NHBC)
 - other: 25 mm for closed systems and 50 mm for traditional ventilated facades with finish layer (TRADA).
- Minimal intake and release opening in air gap as is the the case for gap in the fire barrier detail is:
 - min. $50 \text{ cm}^2/\text{m}$ equalling $5 \text{ mm}/\text{m}$ opening.
 - According to VHF directives the air gap is specified at $5 - 10 \text{ mm}/\text{m}$.
 - According to austrian norm the gap is minimum $150 \text{ cm}^2/\text{m}$ or $15 \text{ mm}/\text{m}$.

GENERAL NOTES

Trimo Group holds full copyrights on the information and details provided on this media, therefore any unauthorized reproduction and distribution is strictly prohibited.

VERTICAL INSTALLATION

QBISS SCREEN MW

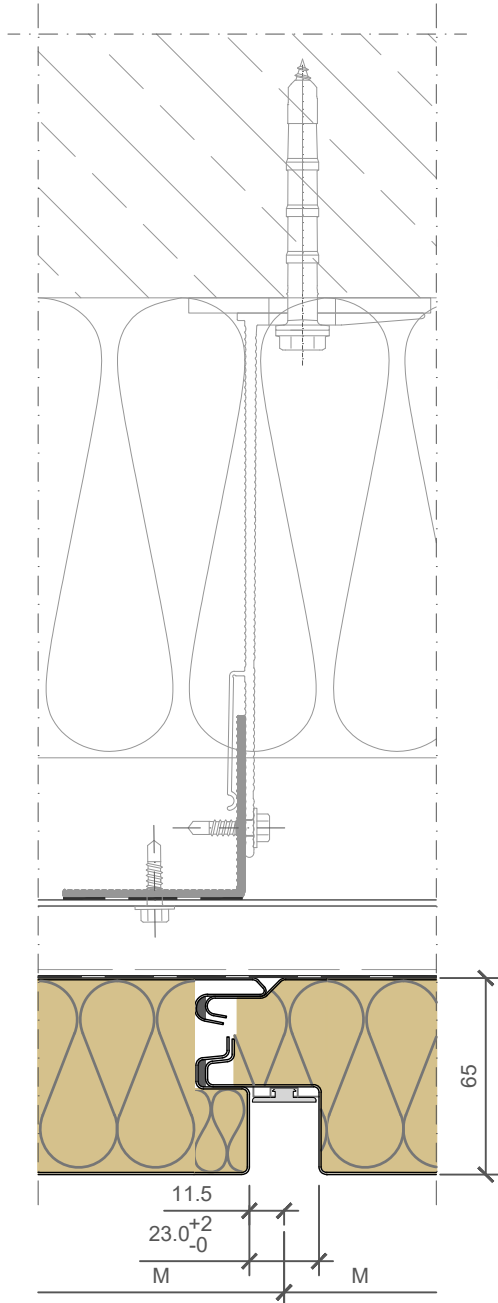
JOINT TYPE

- B - B ○ BF - BF
- B - BF ○ F - B
- BF - B ○ F - BF


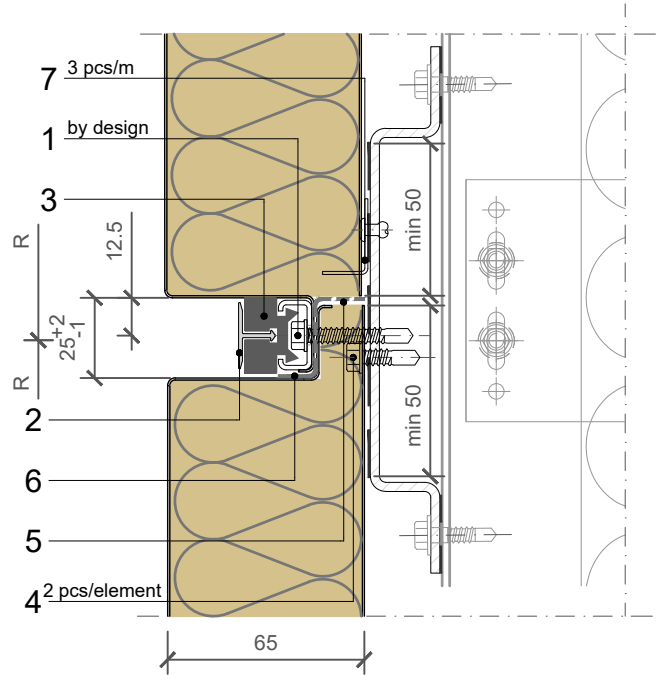
BUILDING APPLICATION

- External Facade ○ External Soffit
- Internal Wall ○ Internal Ceiling

HORIZONTAL CUT



VERTICAL CUT



POS.	CODE	ELEMENTS	SCALE: M 1:2.5
1	P039	Fixing screw - The type of screw depends on the material of the substructure	
2	A023	Decorative profile HF40 - recessed look of transversal joint	
3	T052	Transversal gasket	
4	P038	Fixing screw - The type of screw depends on the material of the substructure	
5	N1285	Joint profile	
6	T102	Foil with glue	
7	K002	Blind rivet 4x10	

JOINT

Trimo Group holds full copyrights on the information and details provided on this media, therefore any unauthorized reproduction and distribution is strictly prohibited.

**VERTICAL
INSTALLATION**

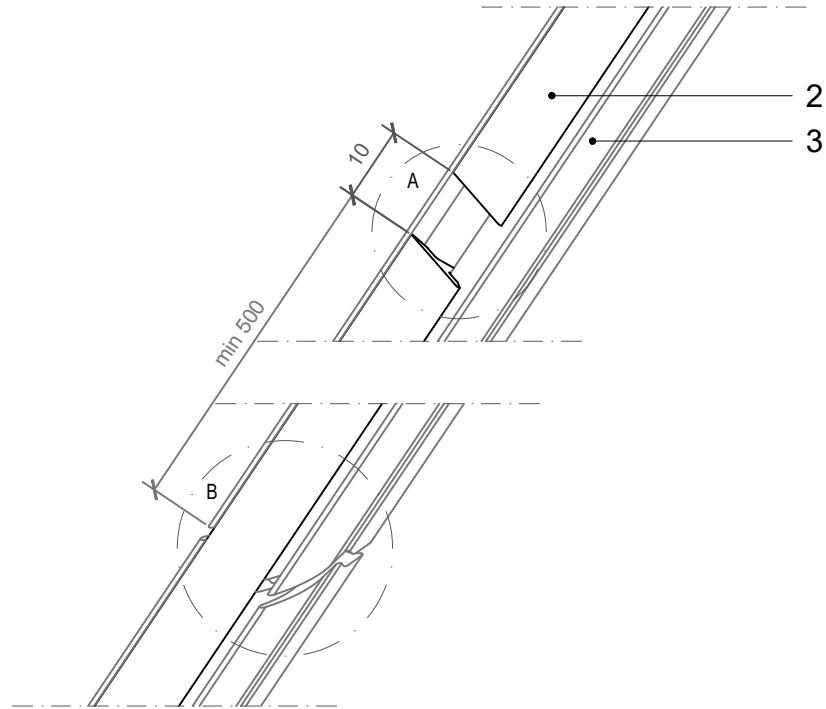
**QBISS
SCREEN MW**

JOINT TYPE

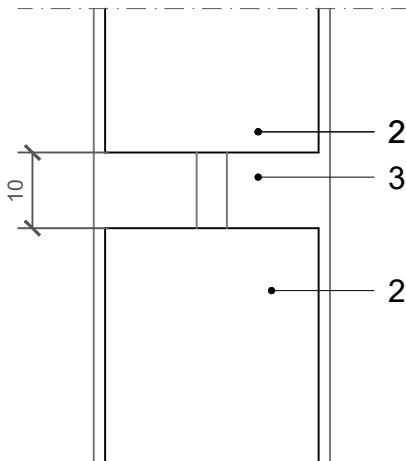
- B - B ○ BF - BF
- B - BF ○ F - B
- BF - B ○ F - BF

BUILDING APPLICATION

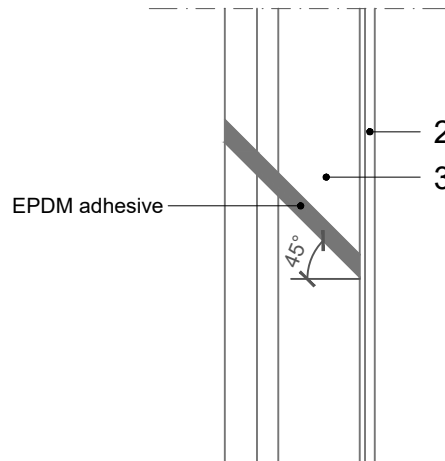
- External Facade ○ External Soffit
- Internal Wall ○ Internal Ceiling



Detail A



Detail B



NOTES

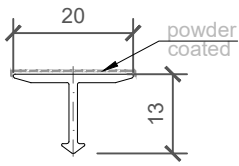
- 2_ELEMENT_A023_Decorative profile HF 40 - joint
- 3_ELEMENT_T052_Transversal gasket - joint

POS.	CODE	ELEMENTS
2	A023	Decorative profile HF40 - recessed look of transversal joint
3	T052	Transversal gasket

JOINT

Trimo Group holds full copyrights on the information and details provided on this media, therefore any unauthorized reproduction and distribution is strictly prohibited.

2_ELEMENT_A023_Decorative profile HF 40

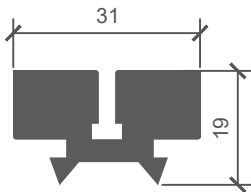


COLOUR	----
LENGHT_1	----
PIECES_1	----
LENGHT_2	----
PIECES_2	----

NOTES

material: EN AW-6061
Lmax = 4000 mm (6000 mm)

3_ELEMENT_T052_Transversal gasket

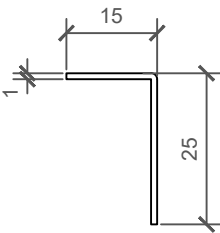


LENGHT_1	----
PIECES_1	----
LENGHT_2	----
PIECES_2	----

NOTES

material: EPDM

5_ELEMENT_N1285_Joint profile



LENGHT_1	----
PIECES_1	----
LENGHT_2	----
PIECES_2	----

NOTES

material: Zinc - coated metal sheet (1 mm) / option: Stainless steel (1 mm)
sheet width: 38 mm

VERTICAL
INSTALLATION

QBISS
SCREEN MW

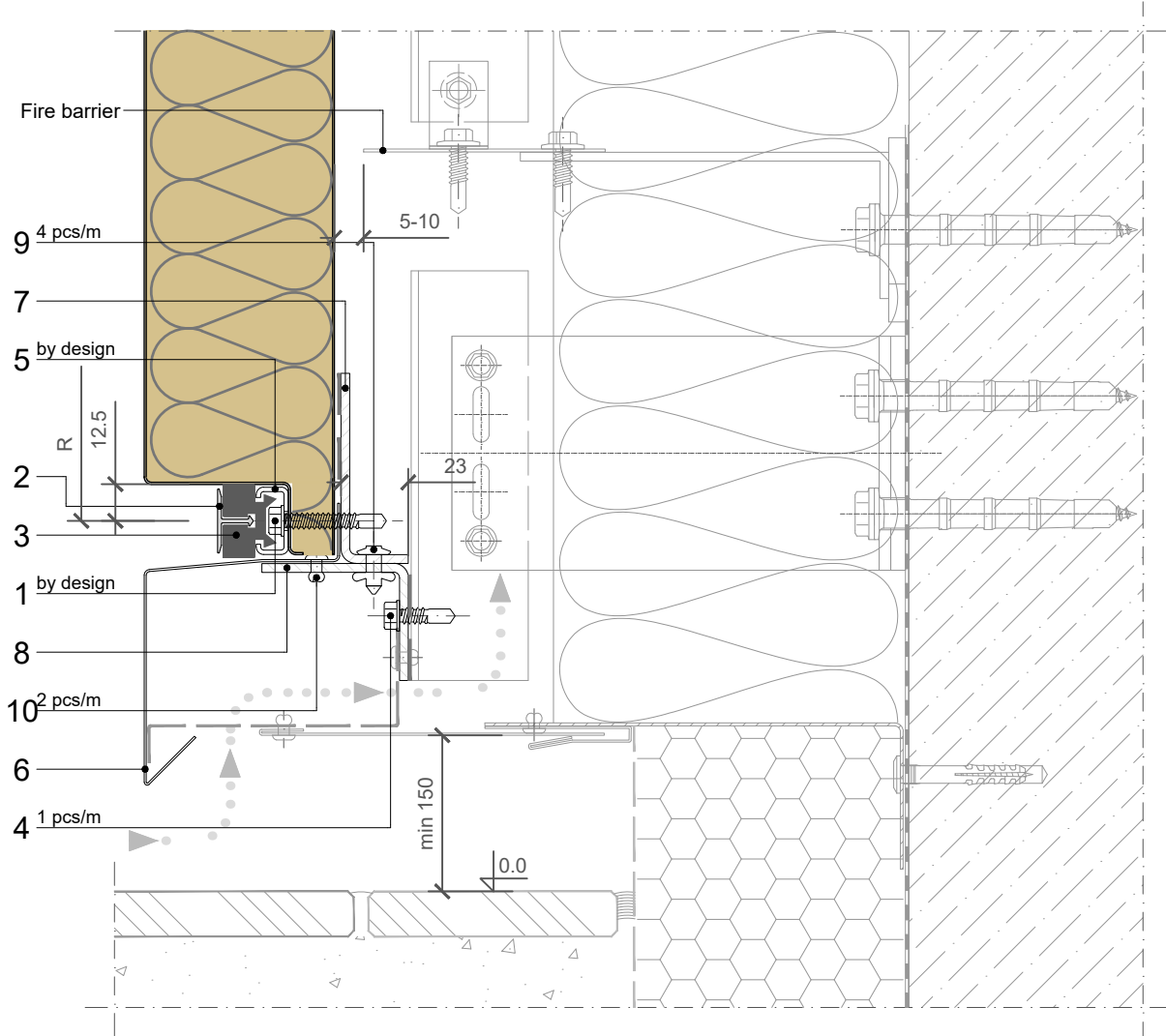
JOINT TYPE

- B - B ○ BF - BF
- B - BF ○ F - B
- BF - B ○ F - BF

BUILDING APPLICATION

- External Facade ○ External Soffit
- Internal Wall ○ Internal Ceiling

VERTICAL CUT

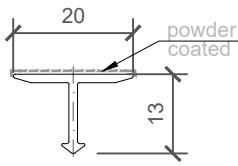


POS.	CODE	ELEMENTS	SCALE: M 1:2.5
1	P039	Fixing screw - The type of screw depends on the material of the substructure	
2	A023	Decorative profile HF40 - recessed look of transversal joint	
3	T052	Transversal gasket	
4	P038	Fixing screw - The type of screw depends on the material of the substructure	
5	N637	Fixing pad element	
6	O1668	Drip flashing	
7	N1286	Fixing profile	
8	N1287	Support profile	
9	K013	Bulb tite rivet	
10	K002	Blind rivet 4x10	

BASE

Trimo Group holds full copyrights on the information and details provided on this media, therefore any unauthorized reproduction and distribution is strictly prohibited.

2_ELEMENT_A023_Decorative profile HF 40

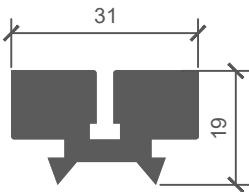


COLOUR	----
LENGHT_1	----
PIECES_1	----
LENGHT_2	----
PIECES_2	----

NOTES

material: EN AW-6061
Lmax = 4000 mm (6000 mm)

3_ELEMENT_T052_Transversal gasket

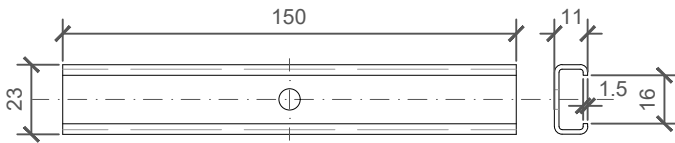


COLOUR	----
LENGHT_1	----
PIECES_1	----
LENGHT_2	----
PIECES_2	----

NOTES

material: EPDM

5_ELEMENT_N637_Fixing pad element

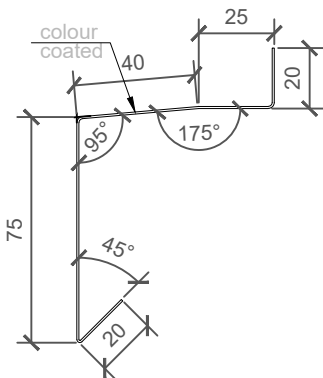


PIECES_1	----
PIECES_2	----

NOTES

material: Zinc - coated metal sheet (1.5 mm)

6_ELEMENT_O1668_Drip flashing

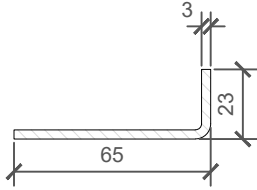


COLOUR	----
LENGHT_1	----
PIECES_1	----
LENGHT_2	----
PIECES_2	----

NOTES

material: Colored metal sheet (0,7 mm)
sheet width: 180 mm
Lmax = 6000 mm

7_ELEMENT_N1286_Fixing profile

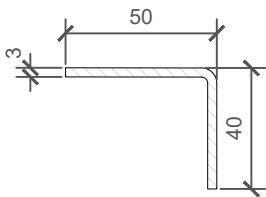


LENGHT_1	----
PIECES_1	----
LENGHT_2	----
PIECES_2	----

NOTES

material: Zinc - coated metal sheet (3 mm) / option: Stainless steel (3 mm)
 sheet width: 82 mm
 Lmax = 4000 mm

8_ELEMENT_N1287_Support profile



LENGHT_1	----
PIECES_1	----
LENGHT_2	----
PIECES_2	----

NOTES

material: Zinc - coated metal sheet (3 mm) / option: Stainless steel (3 mm)
 sheet width: 84 mm
 Lmax = 4000 mm

**VERTICAL
INSTALLATION**

**QBISS
SCREEN MW**

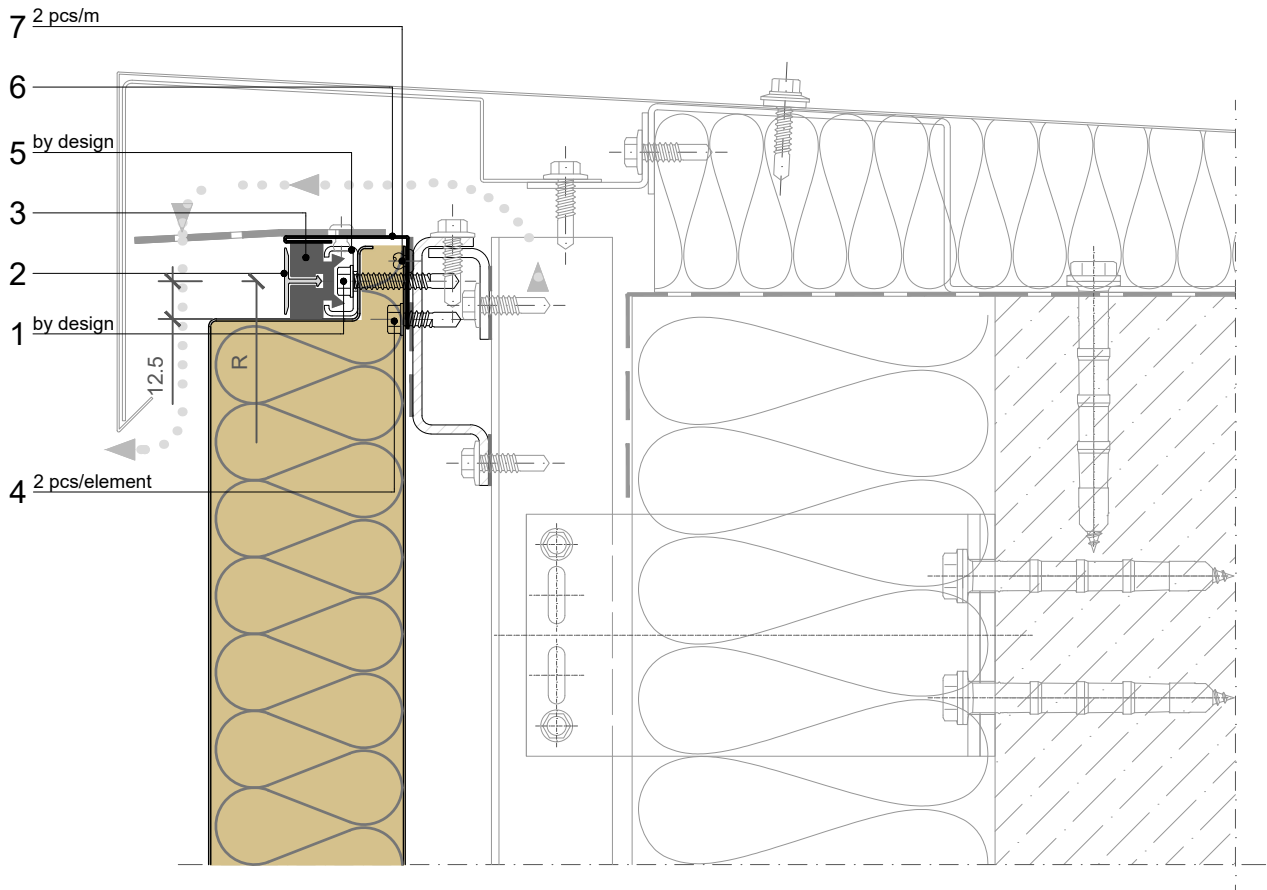
JOINT TYPE

- B - B ○ BF - BF
- B - BF ○ F - B
- BF - B ○ F - BF

BUILDING APPLICATION

- External Facade ○ External Soffit
- Internal Wall ○ Internal Ceiling

VERTICAL CUT



POS.	CODE	ELEMENTS	
1	P039	Fixing screw - The type of screw depends on the material of the substructure	SCALE: M 1:2.5
2	A023	Decorative profile HF40 - recessed look of transversal joint	
3	T052	Transversal gasket	
4	P038	Fixing screw - The type of screw depends on the material of the substructure	
5	N637	Fixing pad element	
6	O1664	Closing flashing	
7	K001	Blind rivet 4x8	

**VERTICAL
INSTALLATION**

**QBISS
SCREEN MW**

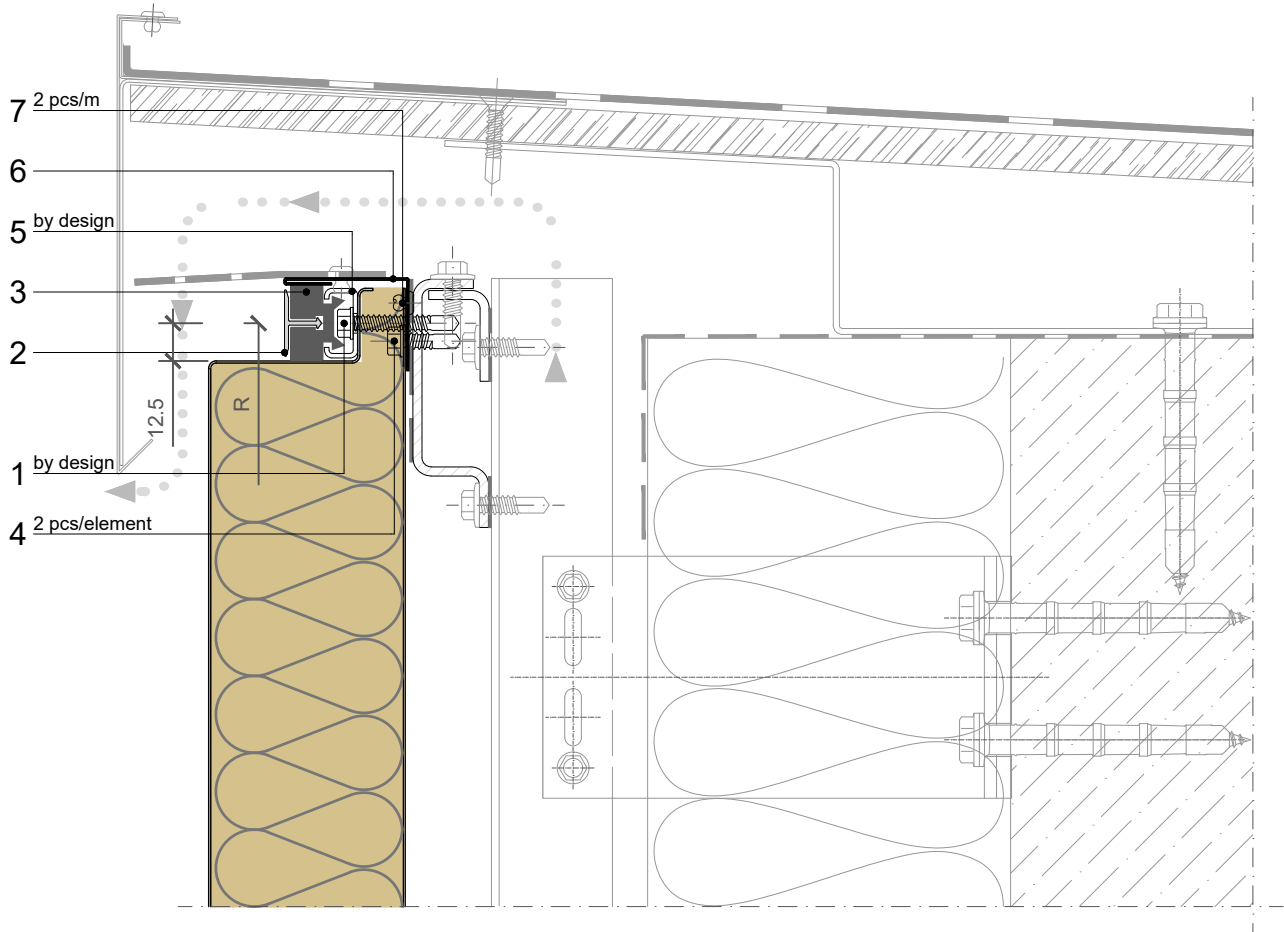
JOINT TYPE

- B - B ○ BF - BF
- B - BF ○ F - B
- BF - B ○ F - BF

BUILDING APPLICATION

- External Facade ○ External Soffit
- Internal Wall ○ Internal Ceiling

VERTICAL CUT



POS.	CODE	ELEMENTS	SCALE: M 1:2.5
1	P039	Fixing screw - The type of screw depends on the material of the substructure	
2	A023	Decorative profile HF40 - recessed look of transversal joint	
3	T052	Transversal gasket	
4	P038	Fixing screw - The type of screw depends on the material of the substructure	
5	N637	Fixing pad element	
6	O1664	Closing flashing	
7	K001	Blind rivet 4x8	

**VERTICAL
INSTALLATION**

**QBISS
SCREEN MW**

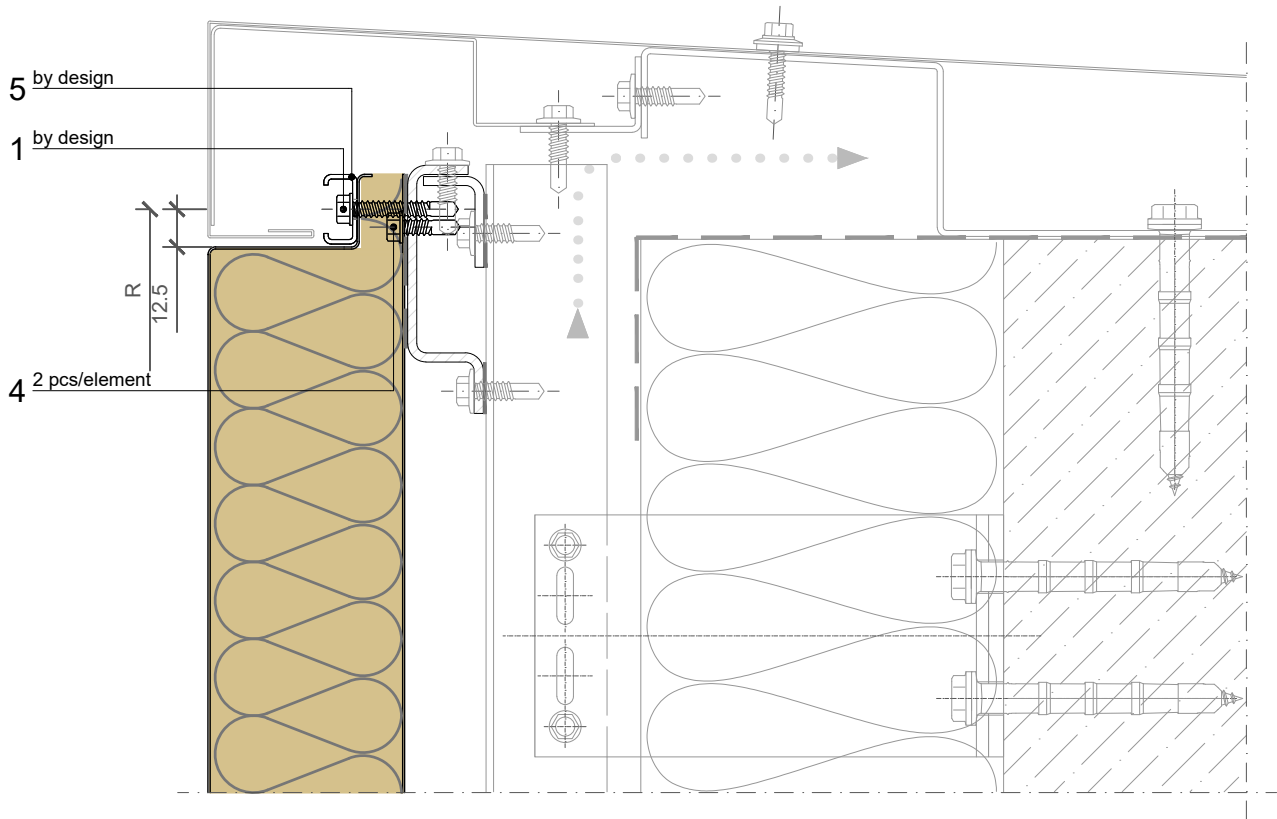
JOINT TYPE

- B - B ○ BF - BF
- B - BF ○ F - B
- BF - B ○ F - BF

BUILDING APPLICATION

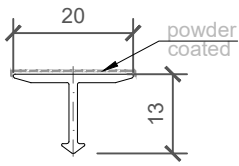
- External Facade ○ External Soffit
- Internal Wall ○ Internal Ceiling

VERTICAL CUT



POS.	CODE	ELEMENTS	SCALE: M 1:2.5
1	P039	Fixing screw - The type of screw depends on the material of the substructure	
4	P038	Fixing screw - The type of screw depends on the material of the substructure	
5	N637	Fixing pad element	

2_ELEMENT_A023_Decorative profile HF 40

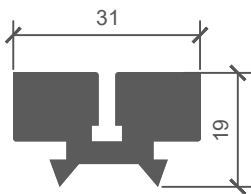


COLOUR	----
LENGHT_1	----
PIECES_1	----
LENGHT_2	----
PIECES_2	----

NOTES

material: EN AW-6061
Lmax = 4000 mm (6000 mm)

3_ELEMENT_T052_Transversal gasket

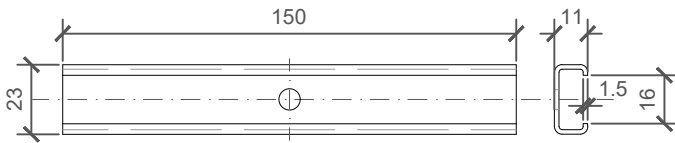


COLOUR	----
LENGHT_1	----
PIECES_1	----
LENGHT_2	----
PIECES_2	----

NOTES

material: EPDM

5_ELEMENT_N637_Fixing pad element

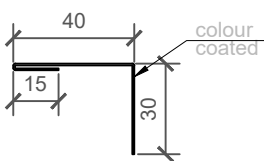


PIECES_1	----
PIECES_2	----

NOTES

material: Zinc - coated metal sheet (1.5 mm)

6_ELEMENT_O1664_Closing flashing



COLOUR	----
LENGHT_1	----
PIECES_1	----
LENGHT_2	----
PIECES_2	----

NOTES

material: Colored metal sheet (0,7 mm)
sheet width: 85 mm
L = M-2 mm

**VERTICAL
INSTALLATION**

**QBISS
SCREEN MW**

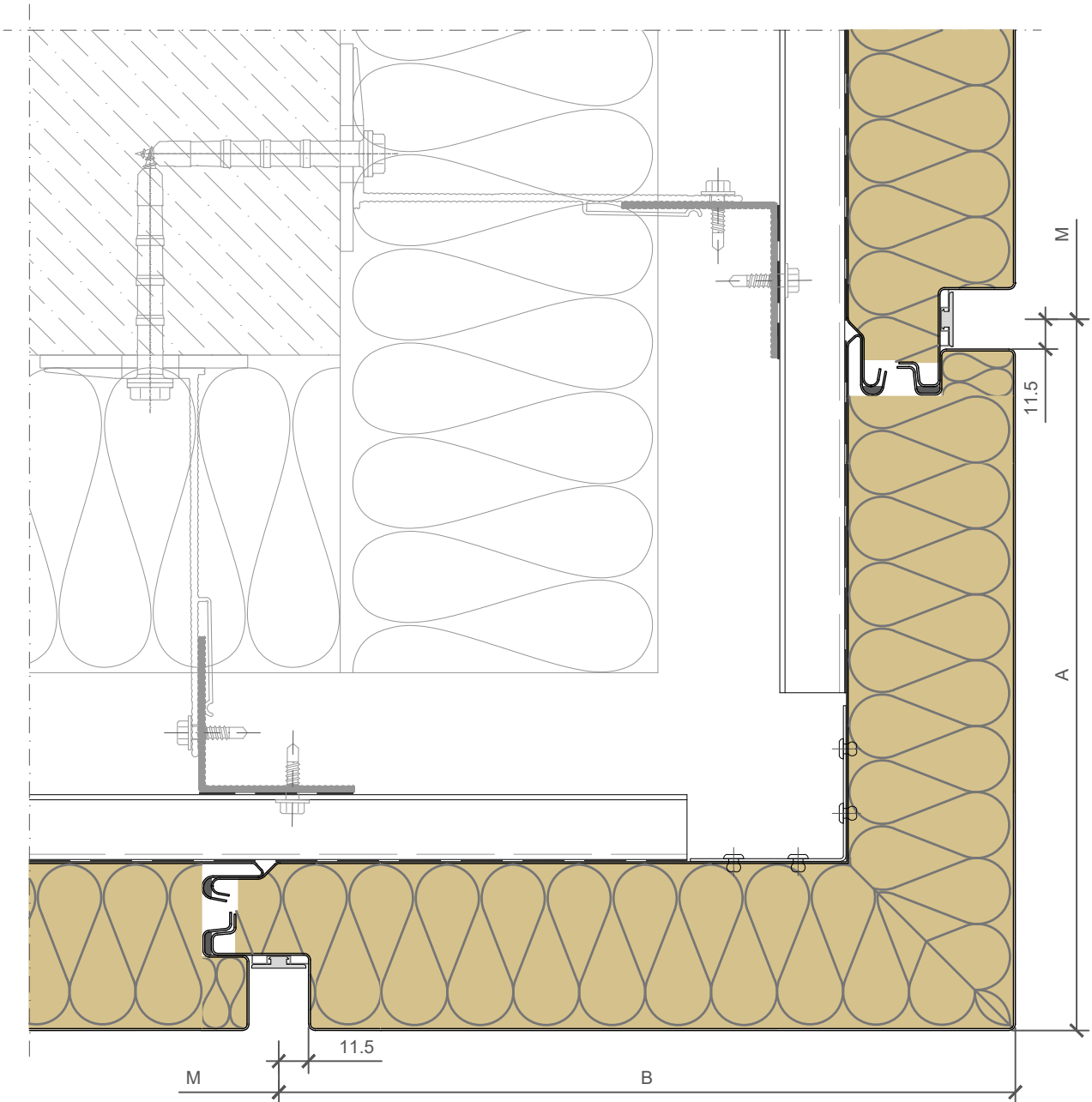
JOINT TYPE

- B - B ○ BF - BF
- B - BF ○ F - B
- BF - B ○ F - BF

BUILDING APPLICATION

- External Facade ○ External Soffit
- Internal Wall ○ Internal Ceiling

HORIZONTAL CUT



EXTERNAL CORNER

**VERTICAL
INSTALLATION**

**QBISS
SCREEN MW**

JOINT TYPE

- B - B ○ BF - BF
- B - BF ○ F - B
- BF - B ○ F - BF

BUILDING APPLICATION

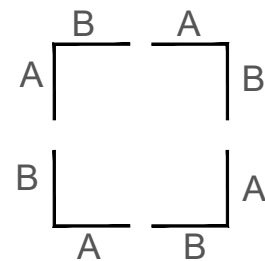
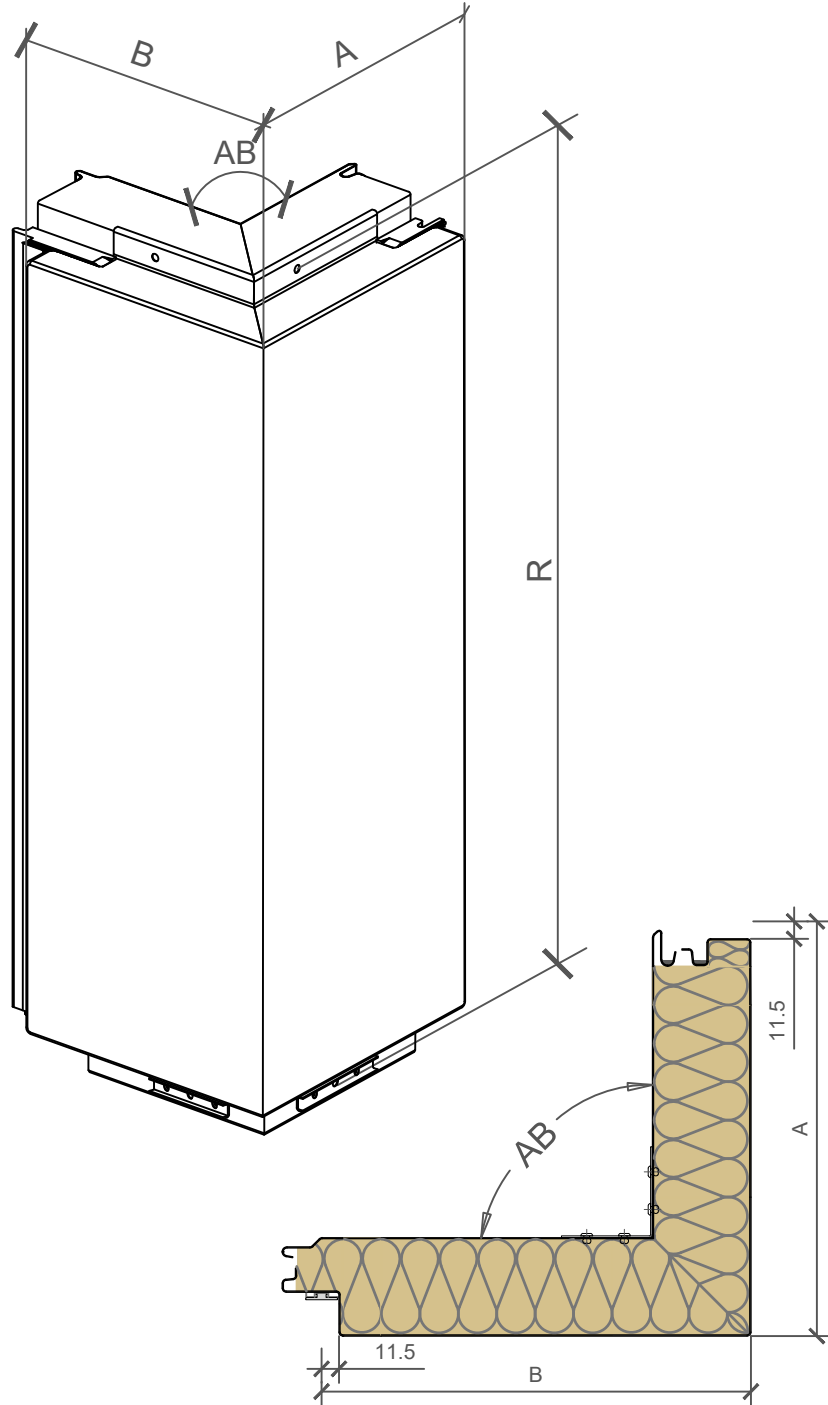
- External Facade ○ External Soffit
- Internal Wall ○ Internal Ceiling

R = 530-6500mm

A+B = M; Mmin = 600mm; Mmax = 1200mm

Amin(Bmin) = 200mm

Bending angle AB = 70°-175°



NOTES

- Prefabricated external corner element
- Dimensions A and B must be adjusted to cladding and building tolerances

EXTERNAL CORNER

Trimo Group holds full copyrights on the information and details provided on this media, therefore any unauthorized reproduction and distribution is strictly prohibited.

**VERTICAL
INSTALLATION**

**QBISS
SCREEN MW**

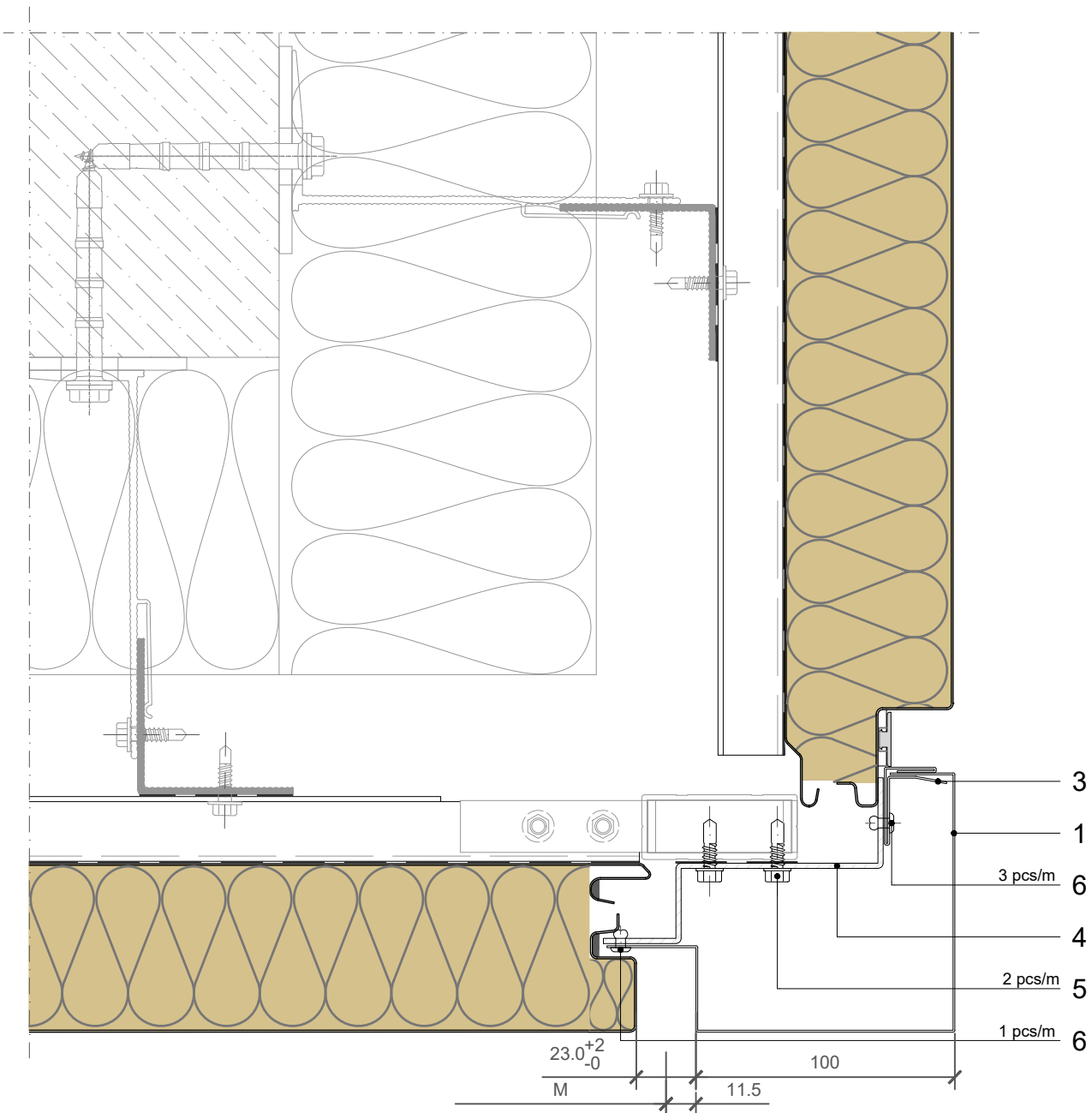
JOINT TYPE

- B - B ○ BF - BF
- B - BF ○ F - B
- BF - B ○ F - BF

BUILDING APPLICATION

- External Facade ○ External Soffit
- Internal Wall ○ Internal Ceiling

HORIZONTAL CUT



POS.	CODE	ELEMENTS	SCALE: M 1:2.5
1	O1657	Corner flashing - sharp	
3	O1659	Flashing support	
4	N1289	Fixing profile	
5	P038	Fixing screw - The type of screw depends on the material of the substructure	
6	K002	Blind rivet 4x10	

EXTERNAL CORNER

Trimo Group holds full copyrights on the information and details provided on this media, therefore any unauthorized reproduction and distribution is strictly prohibited.

**VERTICAL
INSTALLATION**

**QBISS
SCREEN MW**

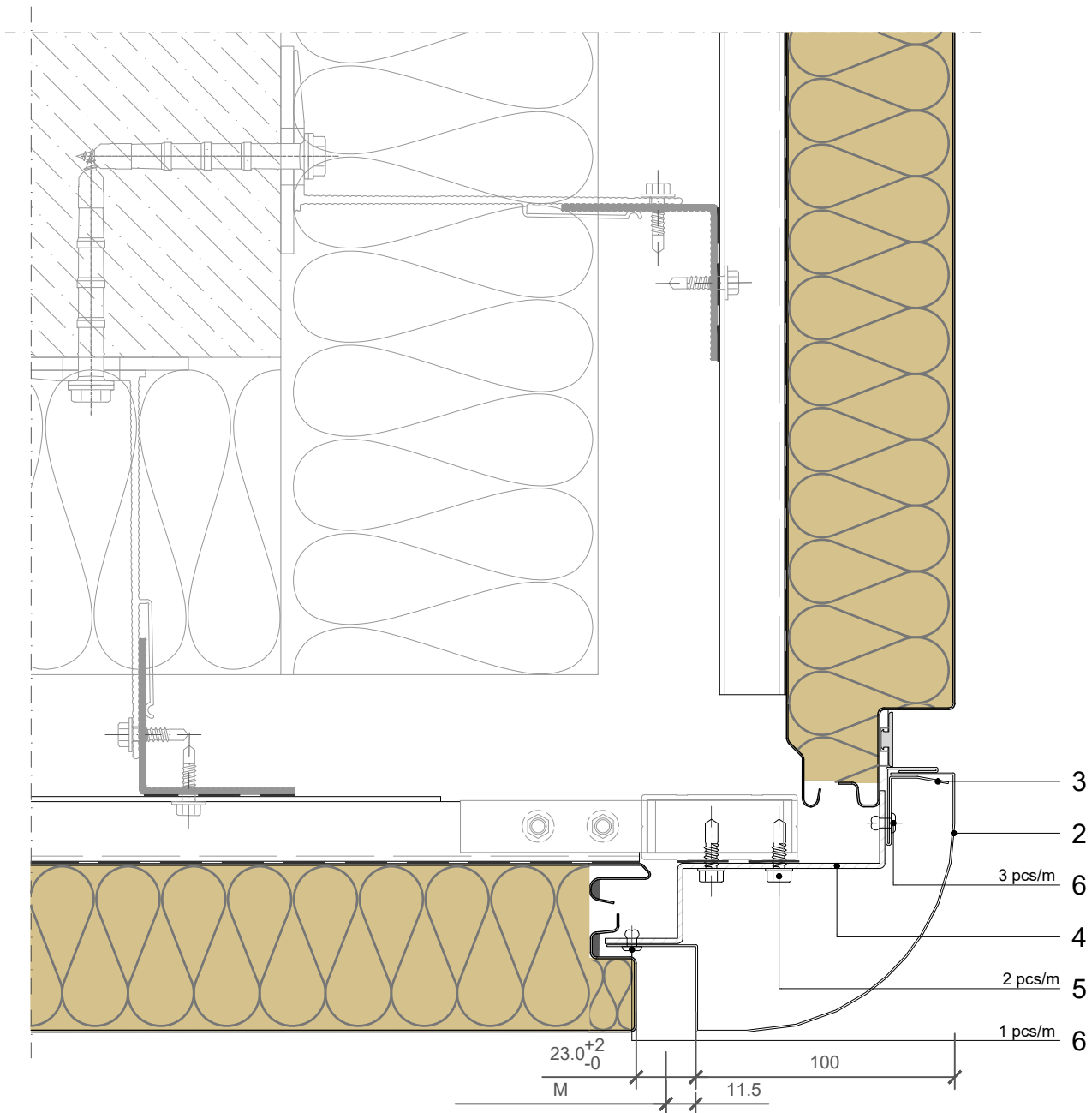
HORIZONTAL CUT

JOINT TYPE

- B - B ○ BF - BF
- B - BF ○ F - B
- BF - B ○ F - BF

BUILDING APPLICATION

- External Facade ○ External Soffit
- Internal Wall ○ Internal Ceiling

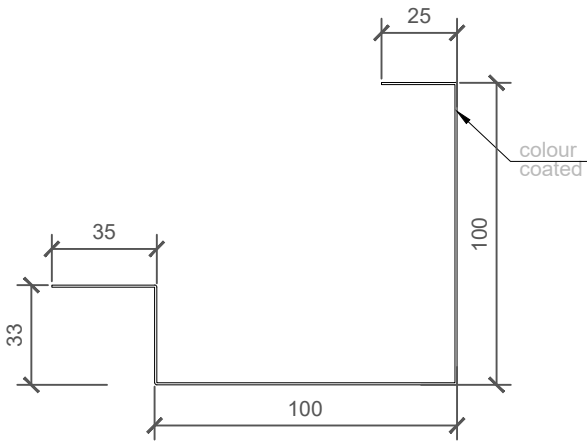


POS.	CODE	ELEMENTS	SCALE: M 1:2.5
2	O1658	Corner flashing - round	
3	O1659	Flashing support	
4	N1289	Fixing profile	
5	P038	Fixing screw - The type of screw depends on the material of the substructure	
6	K002	Blind rivet 4x10	

EXTERNAL CORNER

Trimo Group holds full copyrights on the information and details provided on this media, therefore any unauthorized reproduction and distribution is strictly prohibited.

1_ELEMENT_O1657_Corner flashing - sharp

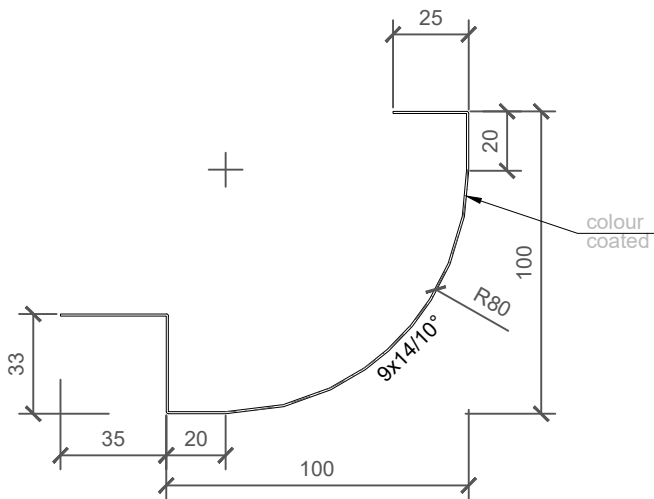


COLOUR	----
LENGHT_1	----
PIECES_1	----
LENGHT_2	----
PIECES_2	----

NOTES

material: Colored metal sheet (0,7 mm)
 sheet width: 293 mm
 Lmax = 6000 mm

2_ELEMENT_O1658_Corner flashing - round

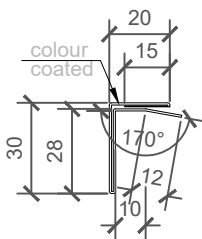


COLOUR	----
LENGHT_1	----
PIECES_1	----
LENGHT_2	----
PIECES_2	----

NOTES

material: Colored metal sheet (0,7 mm)
 sheet width: 259 mm
 Lmax = 6000 mm

3_ELEMENT_O1659_Flashing support

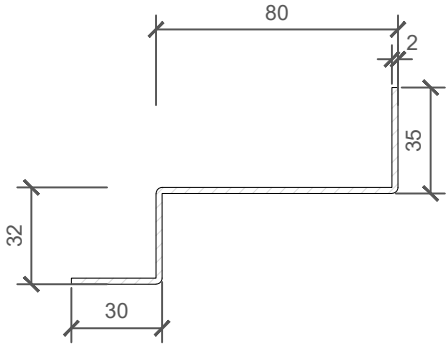


COLOUR	----
LENGHT_1	----
PIECES_1	----
LENGHT_2	----
PIECES_2	----

NOTES

material: Colored metal sheet (0,7 mm)
 sheet width: 114 mm
 Lmax = 4000 mm

4_ELEMENT_N1289_Fixing profil



LENGHT_1	----
PIECES_1	----
LENGHT_2	----
PIECES_2	----

NOTES

material: Zinc - coated metal sheet (2 mm) / option: Stainless steel (2 mm)
 sheet width: 165 mm
 Lmax = 4000 mm

**VERTICAL
INSTALLATION**

**QBISS
SCREEN MW**

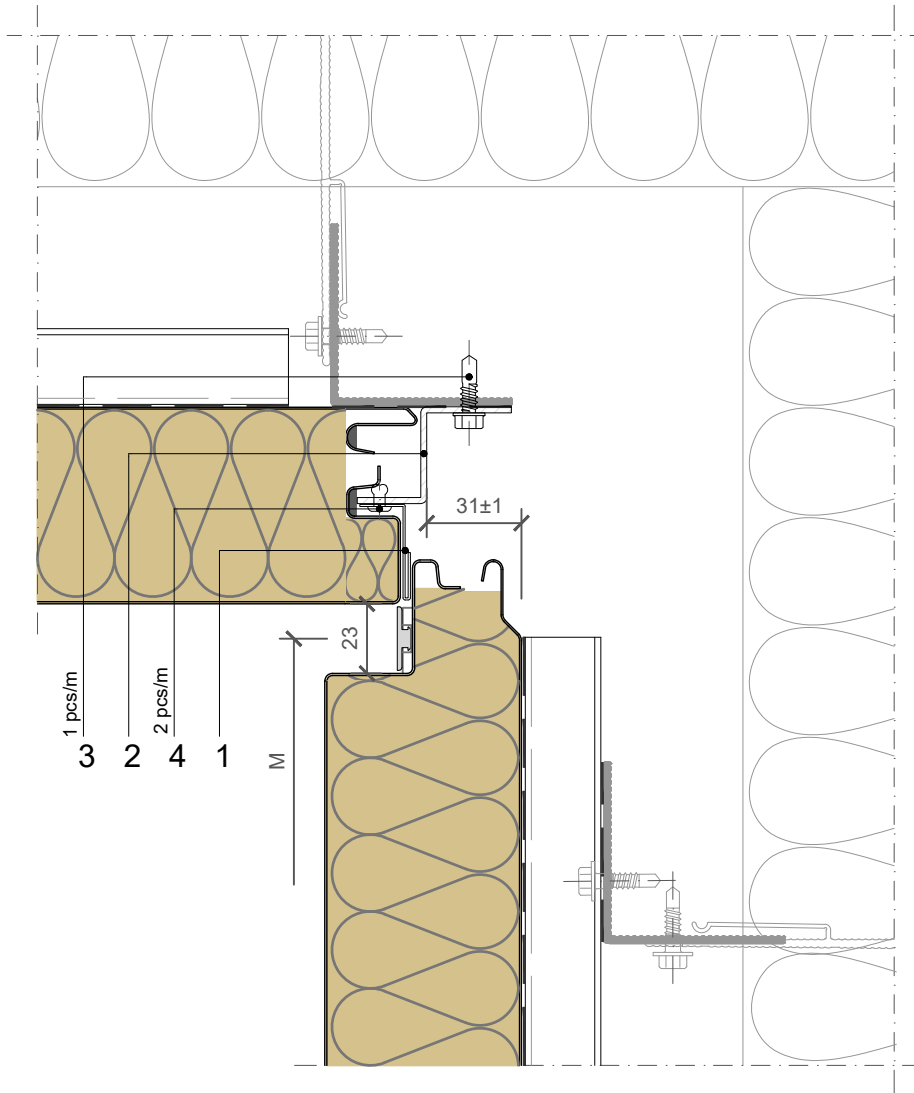
JOINT TYPE

- B - B ○ BF - BF
- B - BF ○ F - B
- BF - B ○ F - BF

BUILDING APPLICATION

- External Facade ○ External Soffit
- Internal Wall ○ Internal Ceiling

HORIZONTAL CUT

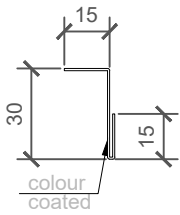


POS.	CODE	ELEMENTS	SCALE: M 1:2.5
1	O1660	Corner flashing	
2	N1290	Fixing profile	
3	P038	Fixing screw - The type of screw depends on the material of the substructure	
4	K002	Blind rivet 4x10	

INTERNAL CORNER

Trimo Group holds full copyrights on the information and details provided on this media, therefore any unauthorized reproduction and distribution is strictly prohibited.

1_ELEMENT_O1660_Corner flashing

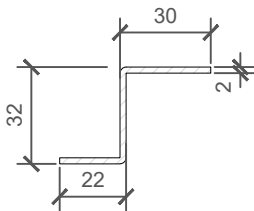


COLOUR	----
LENGHT_1	----
PIECES_1	----
LENGHT_2	----
PIECES_2	----

NOTES

material: Colored metal sheet (0,7 mm)
 sheet width: 60 mm
 Lmax = 6000 mm

2_ELEMENT_N1290_Fixing profile



LENGHT_1	----
PIECES_1	----
LENGHT_2	----
PIECES_2	----

NOTES

material: Zinc - coated metal sheet (2 mm) / option: Stainless steel (2 mm)
 sheet width: 76 mm
 Lmax = 4000 mm

VERTICAL
INSTALLATION

QBISS
SCREEN MW

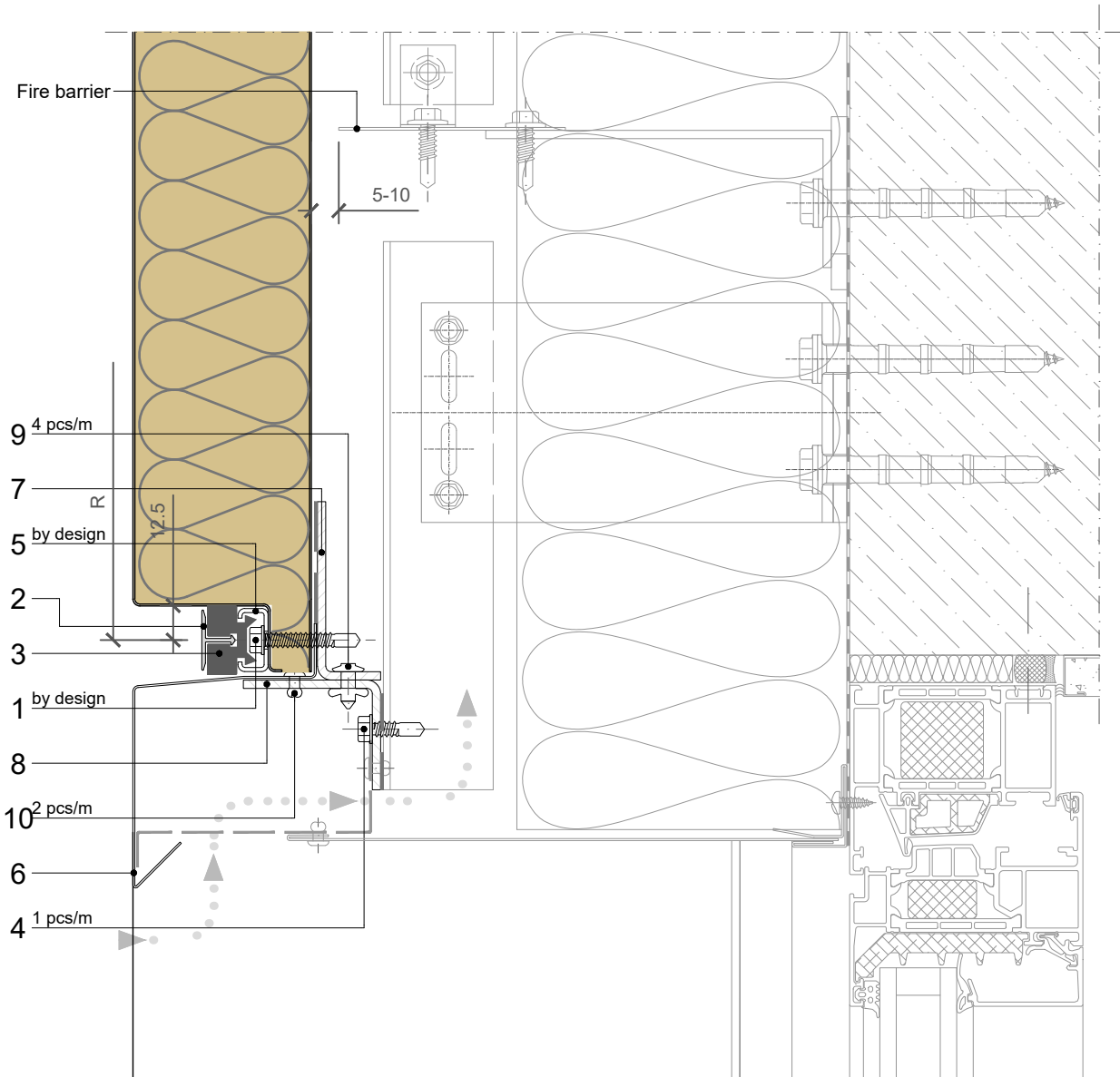
JOINT TYPE

- B - B ○ BF - BF
- B - BF ○ F - B
- BF - B ○ F - BF

BUILDING APPLICATION

- External Facade ○ External Soffit
- Internal Wall ○ Internal Ceiling

VERTICAL CUT



POS.	CODE	ELEMENTS	SCALE: M 1:2.5
1	P039	Fixing screw - The type of screw depends on the material of the substructure	
2	A023	Decorative profile HF40 - recessed look of transversal joint	
3	T052	Transversal gasket	
4	P038	Fixing screw - The type of screw depends on the material of the substructure	
5	N637	Fixing pad element	
6	O1668	Drip flashing	
7	N1286	Fixing profile	
8	N1287	Support profile	
9	K013	Bulb tite rivet	
10	K002	Blind rivet 4x10	

**VERTICAL
INSTALLATION**

**QBISS
SCREEN MW**

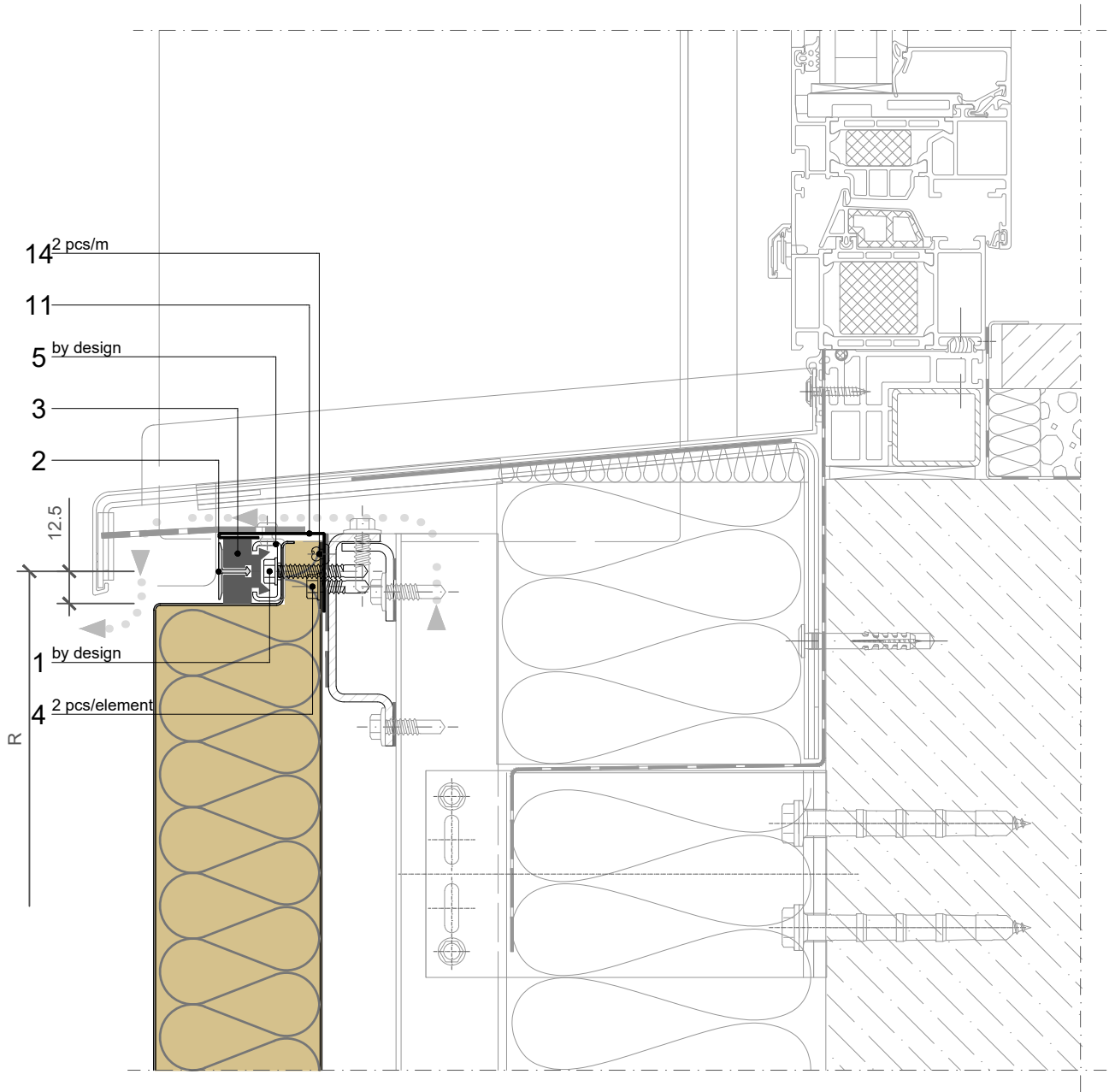
JOINT TYPE

- B - B ○ BF - BF
- B - BF ○ F - B
- BF - B ○ F - BF

BUILDING APPLICATION

- External Facade ○ External Soffit
- Internal Wall ○ Internal Ceiling

VERTICAL CUT



POS.	CODE	ELEMENTS	SCALE: M 1:2.5
1	P039	Fixing screw - The type of screw depends on the material of the substructure	
2	A023	Decorative profile HF40 - recessed look of transversal joint	
3	T052	Transversal gasket	
4	P038	Fixing screw - The type of screw depends on the material of the substructure	
5	N637	Fixing pad element	
11	O1664	Closing flashing	
14	K001	Blind rivet 4x8	

**VERTICAL
INSTALLATION**

**QBISS
SCREEN MW**

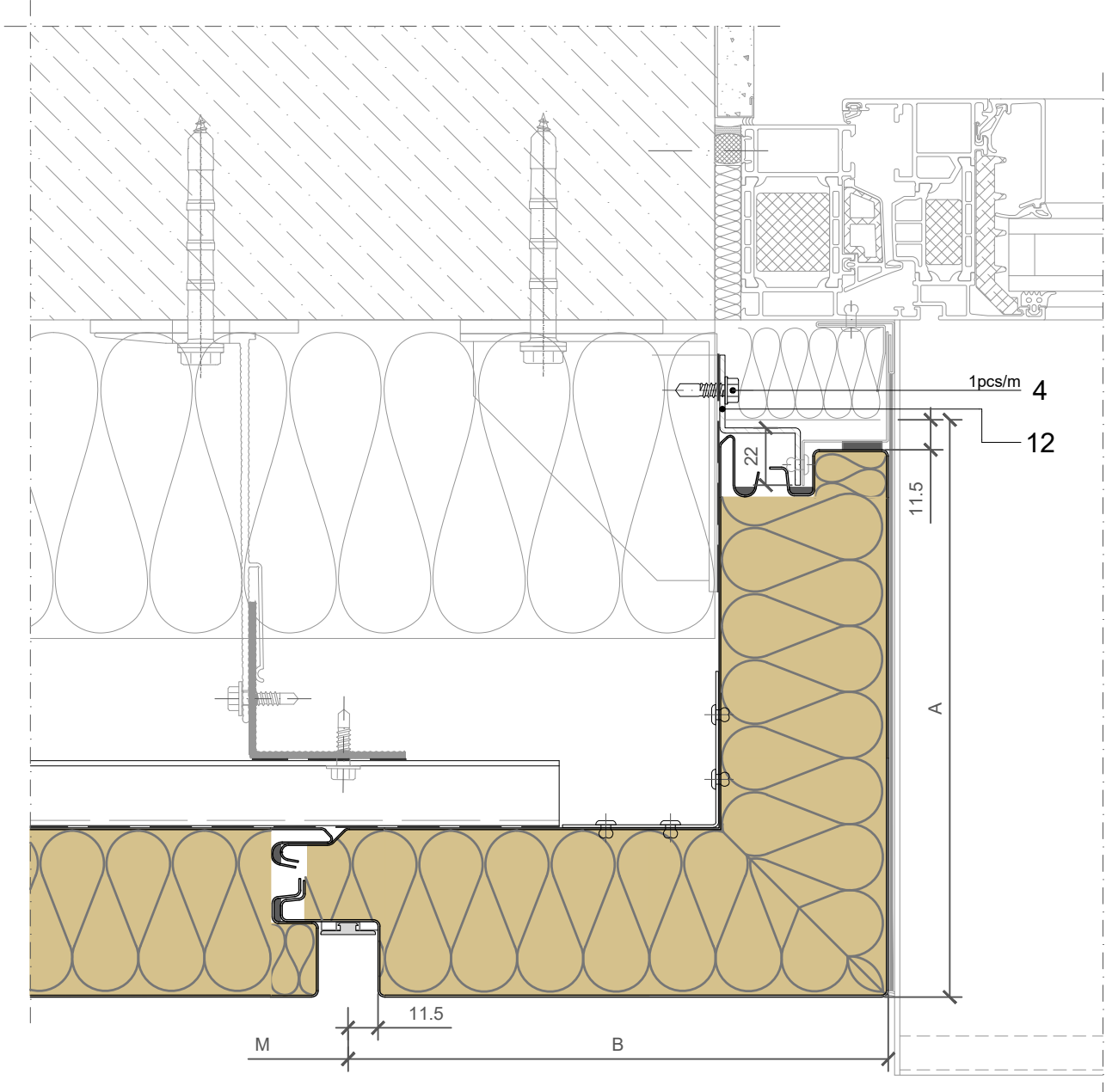
JOINT TYPE

- B - B ○ BF - BF
- B - BF ○ F - B
- BF - B ○ F - BF

BUILDING APPLICATION

- External Facade ○ External Soffit
- Internal Wall ○ Internal Ceiling

HORIZONTAL CUT



POS.	CODE	ELEMENTS
4	P038	Fixing screw - The type of screw depends on the material of the substructure
12	N1290	Fixing profile

SCALE: M 1:2.5

WINDOW

Trimo Group holds full copyrights on the information and details provided on this media, therefore any unauthorized reproduction and distribution is strictly prohibited.

VERTICAL
INSTALLATION

QBISS
SCREEN MW

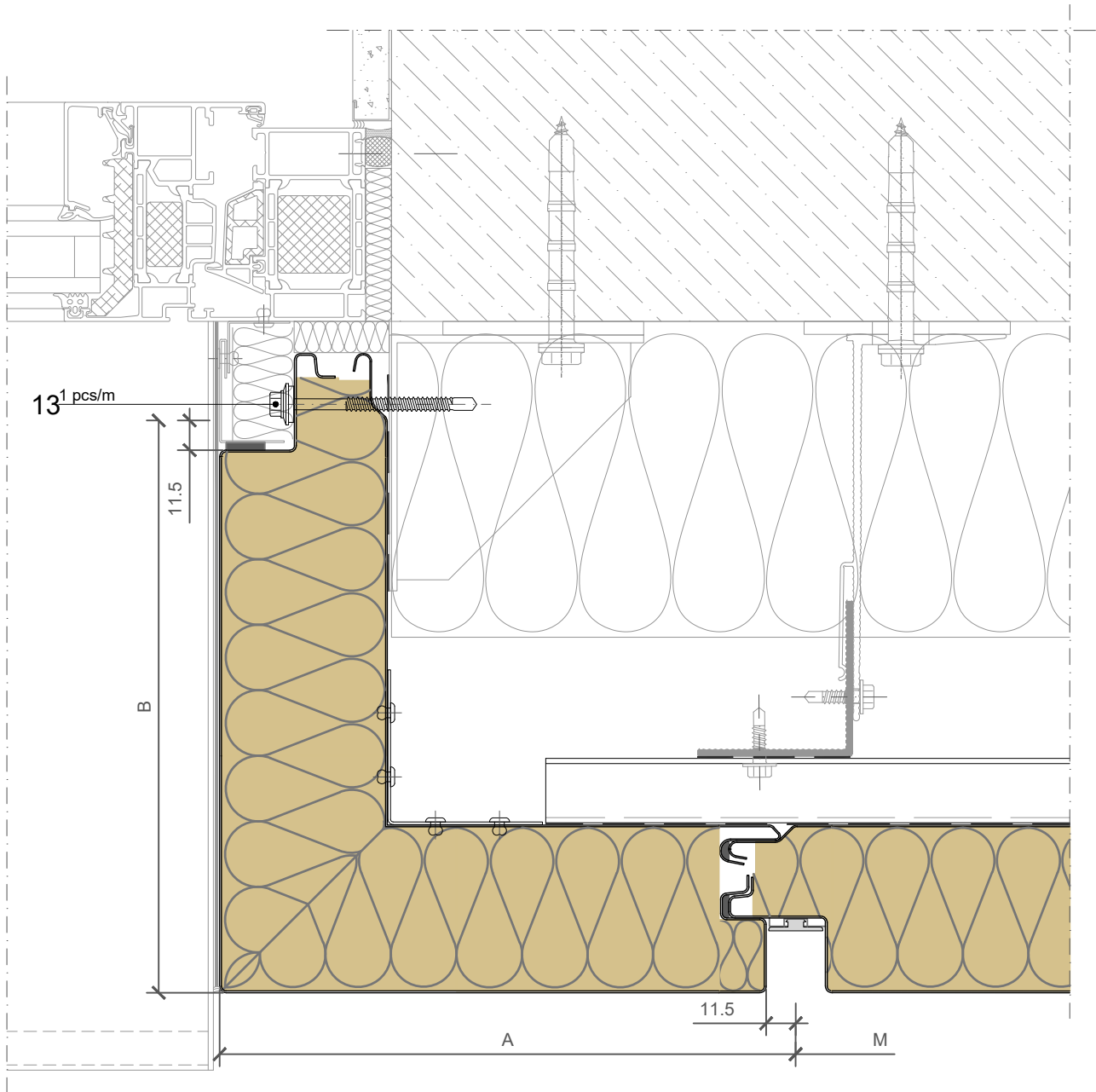
JOINT TYPE

- B - B ○ BF - BF
- B - BF ○ F - B
- BF - B ○ F - BF

BUILDING APPLICATION

- External Facade ○ External Soffit
- Internal Wall ○ Internal Ceiling

HORIZONTAL CUT



POS.	CODE	ELEMENTS
13	P052	Fixing screw - The type of screw depends on the material of the substructure

SCALE: M 1:2.5

WINDOW

Trimo Group holds full copyrights on the information and details provided on this media, therefore any unauthorized reproduction and distribution is strictly prohibited.

**VERTICAL
INSTALLATION**

**QBISS
SCREEN MW**

JOINT TYPE

- B - B ○ BF - BF
- B - BF ○ F - B
- BF - B ○ F - BF

BUILDING APPLICATION

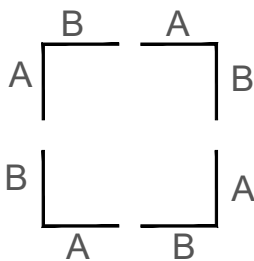
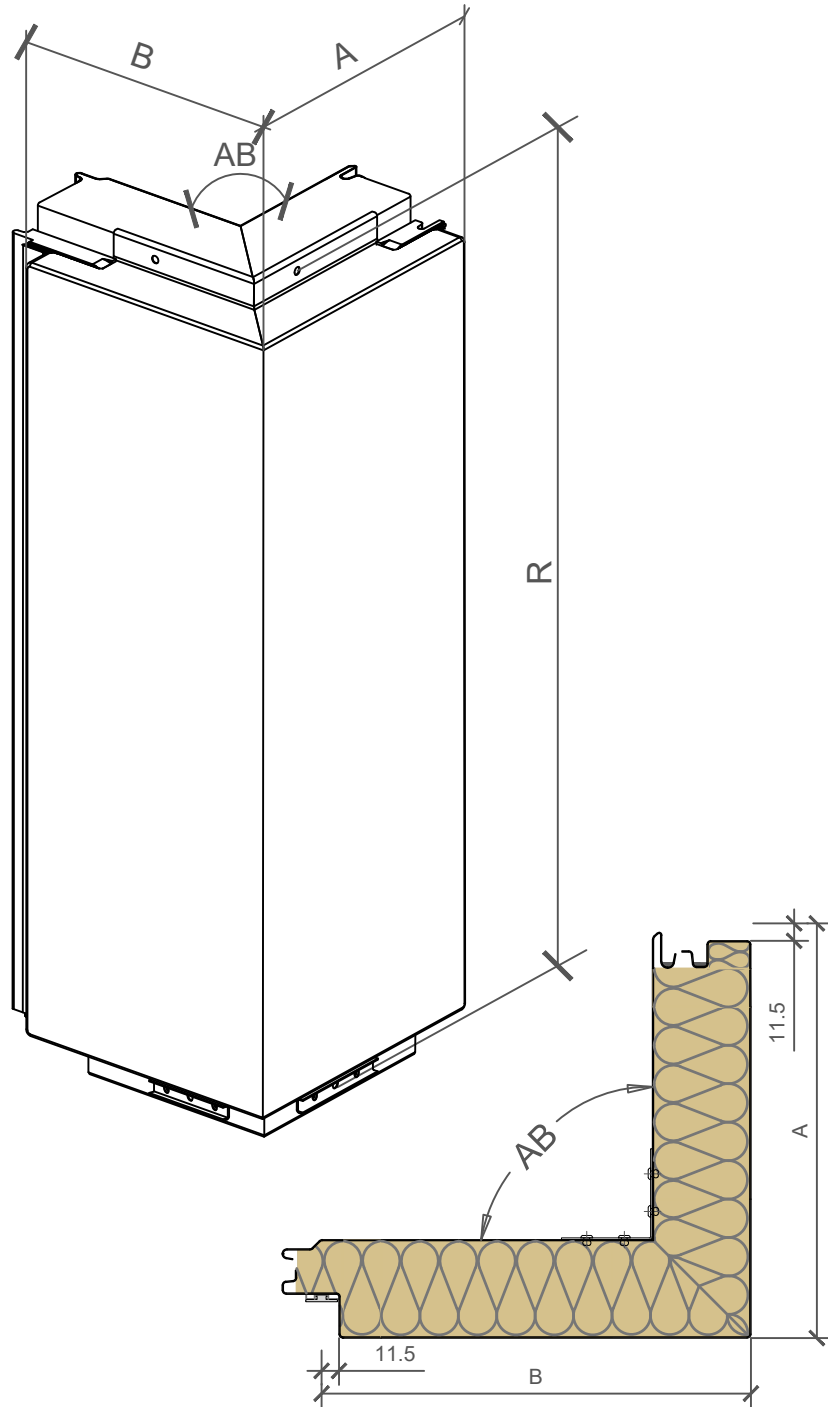
- External Facade ○ External Soffit
- Internal Wall ○ Internal Ceiling

R = 530-6500mm

A+B = M; Mmin = 600mm; Mmax = 1200mm

Amin(Bmin) = 200mm

Bending angle AB = 70°-175°



NOTES

- Prefabricated external corner element
- Dimensions A and B must be adjusted to cladding and building tolerances

EXTERNAL CORNER

Trimo Group holds full copyrights on the information and details provided on this media, therefore any unauthorized reproduction and distribution is strictly prohibited.

**VERTICAL
INSTALLATION**

**QBISS
SCREEN MW**

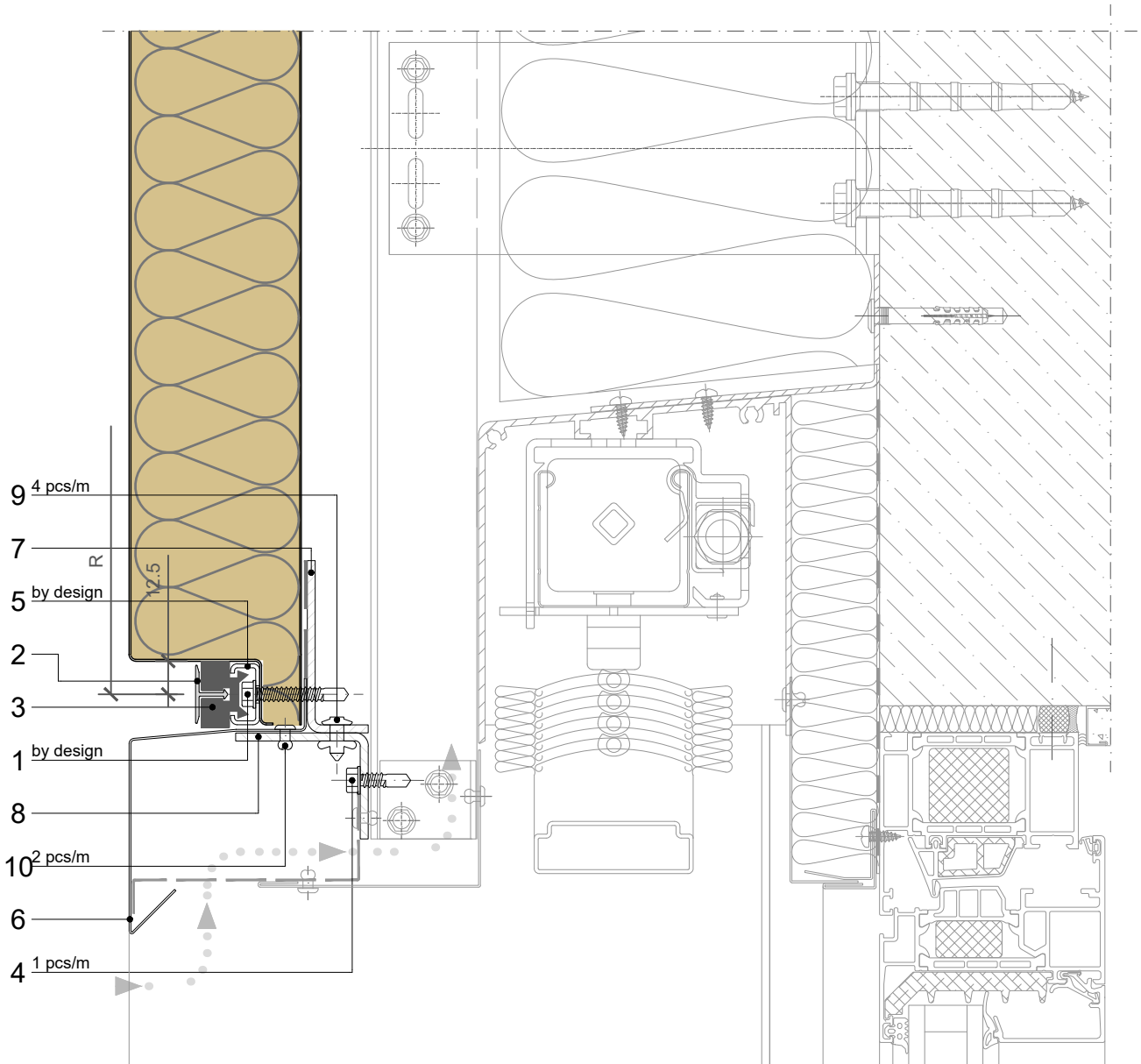
JOINT TYPE

- B - B ○ BF - BF
- B - BF ○ F - B
- BF - B ○ F - BF

BUILDING APPLICATION

- External Facade ○ External Soffit
- Internal Wall ○ Internal Ceiling

VERTICAL CUT



POS.	CODE	ELEMENTS	SCALE: M 1:2.5
1	P039	Fixing screw - The type of screw depends on the material of the substructure	
2	A023	Decorative profile HF40 - recessed look of transversal joint	
3	T052	Transversal gasket	
4	P038	Fixing screw - The type of screw depends on the material of the substructure	
5	N637	Fixing pad element	
6	O1668	Drip flashing	
7	N1286	Fixing profile	
8	N1287	Support profile	
9	K013	Bulb tite rivet	
10	K002	Blind rivet 4x10	

**VERTICAL
INSTALLATION**

**QBISS
SCREEN MW**

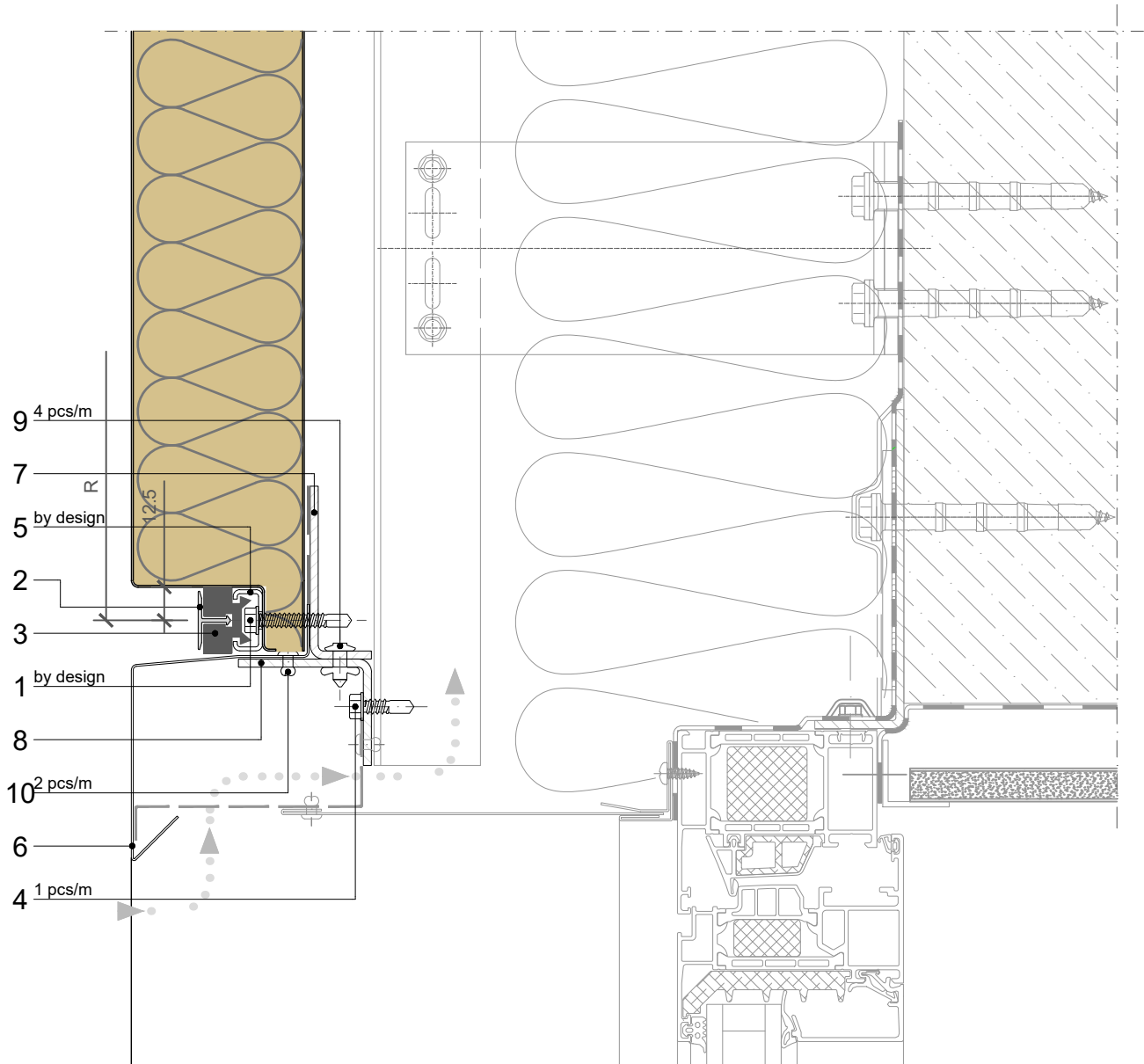
JOINT TYPE

- B - B ○ BF - BF
- B - BF ○ F - B
- BF - B ○ F - BF

BUILDING APPLICATION

- External Facade ○ External Soffit
- Internal Wall ○ Internal Ceiling

VERTICAL CUT



POS.	CODE	ELEMENTS	SCALE: M 1:2.5
1	P039	Fixing screw - The type of screw depends on the material of the substructure	
2	A023	Decorative profile HF40 - recessed look of transversal joint	
3	T052	Transversal gasket	
4	P038	Fixing screw - The type of screw depends on the material of the substructure	
5	N637	Fixing pad element	
6	O1668	Drip flashing	
7	N1286	Fixing profile	
8	N1287	Support profile	
9	K013	Bulb tite rivet	
10	K002	Blind rivet 4x10	

WINDOW

Trimo Group holds full copyrights on the information and details provided on this media, therefore any unauthorized reproduction and distribution is strictly prohibited.

**VERTICAL
INSTALLATION**

**QBISS
SCREEN MW**

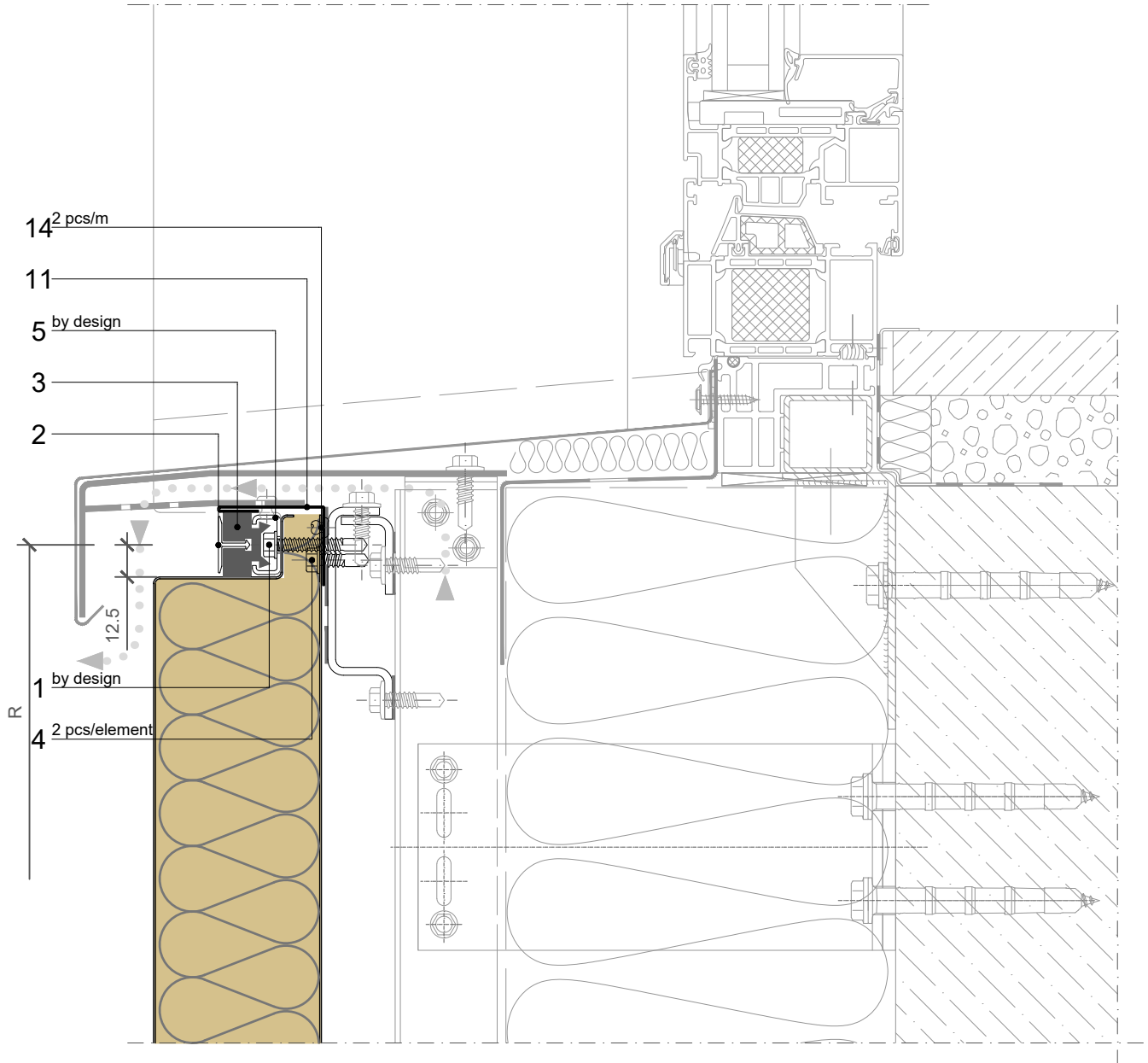
JOINT TYPE

- B - B ○ BF - BF
- B - BF ○ F - B
- BF - B ○ F - BF

BUILDING APPLICATION

- External Facade ○ External Soffit
- Internal Wall ○ Internal Ceiling

VERTICAL CUT



POS.	CODE	ELEMENTS	SCALE: M 1:2.5
1	P039	Fixing screw - The type of screw depends on the material of the substructure	
2	A023	Decorative profile HF40 - recessed look of transversal joint	
3	T052	Transversal gasket	
4	P038	Fixing screw - The type of screw depends on the material of the substructure	
5	N637	Fixing pad element	
11	O1664	Closing flashing	
14	K001	Blind rivet 4x8	

**VERTICAL
INSTALLATION**

**QBISS
SCREEN MW**

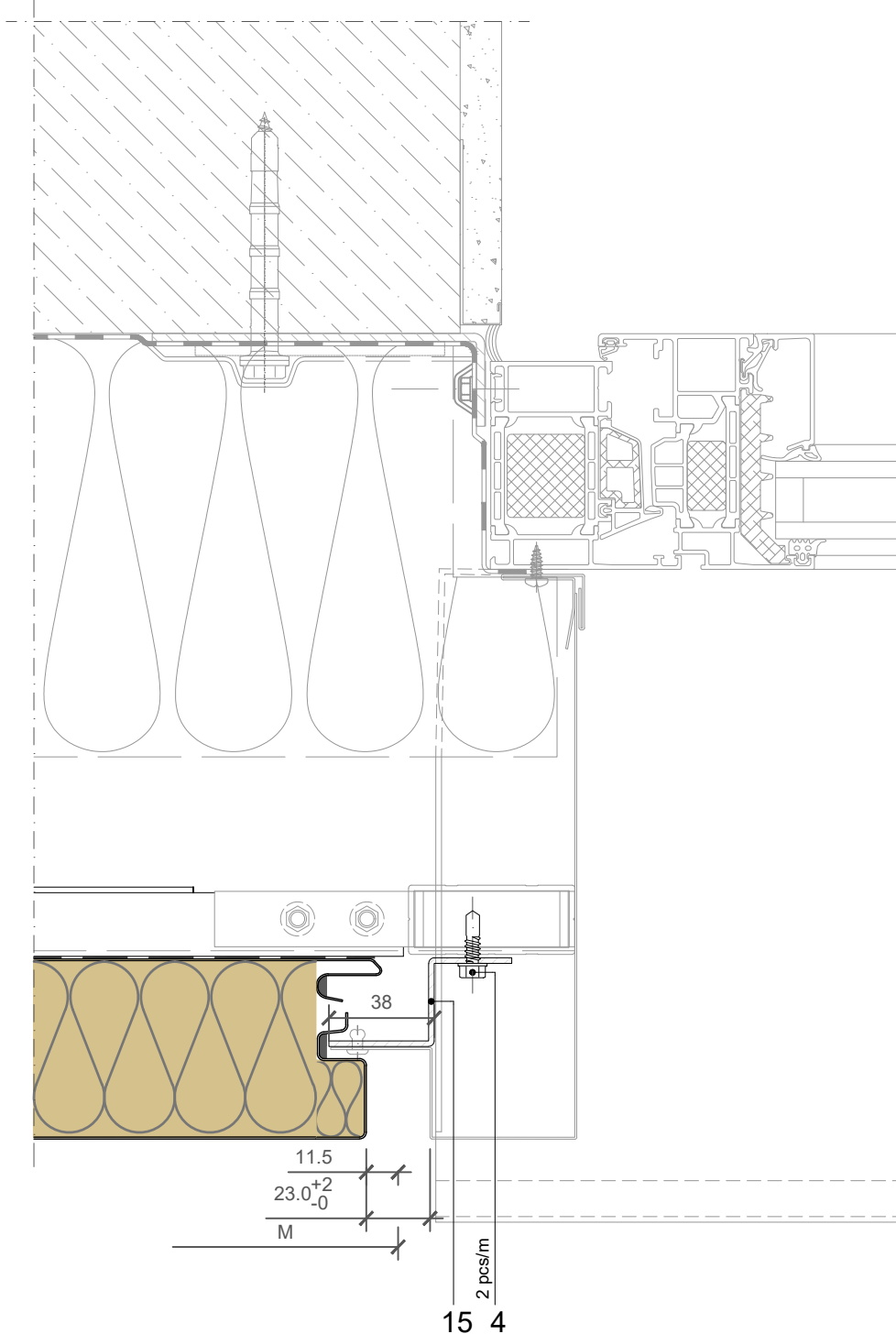
JOINT TYPE

- B - B BF - BF
- B - BF F - B
- BF - B F - BF

BUILDING APPLICATION

- External Facade External Soffit
- Internal Wall Internal Ceiling

HORIZONTAL CUT



POS.	CODE	ELEMENTS	SCALE: M 1:2.5
4	P038	Fixing screw - The type of screw depends on the material of the substructure	
15	N1288	Fixing profile	

WINDOW

Trimo Group holds full copyrights on the information and details provided on this media, therefore any unauthorized reproduction and distribution is strictly prohibited.

**VERTICAL
INSTALLATION**

**QBISS
SCREEN MW**

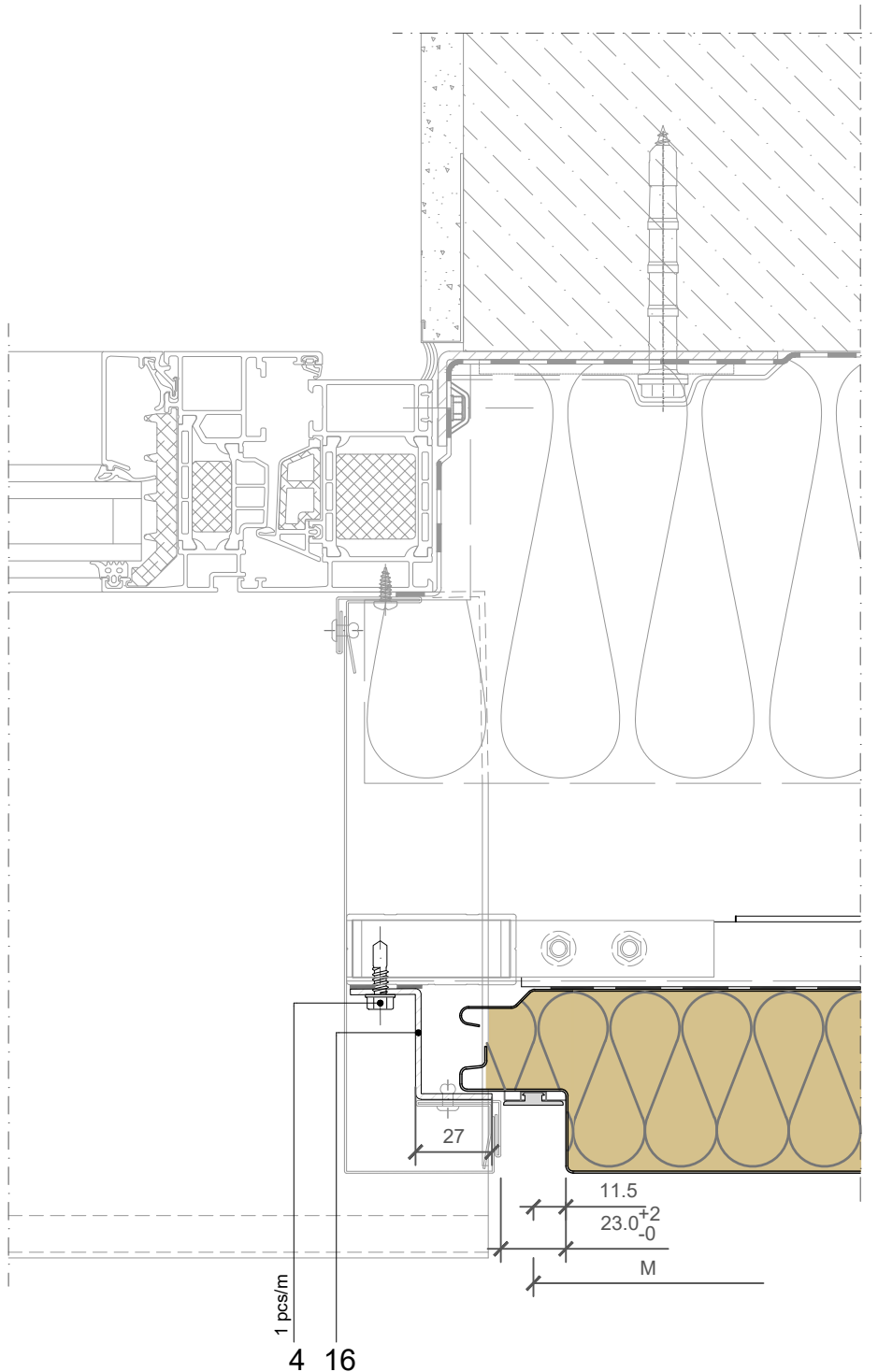
JOINT TYPE

- B - B ○ BF - BF
- B - BF ○ F - B
- BF - B ○ F - BF

BUILDING APPLICATION

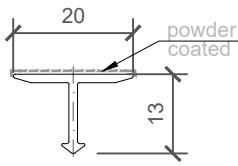
- External Facade ○ External Soffit
- Internal Wall ○ Internal Ceiling

HORIZONTAL CUT



4	P038	Fixing screw - The type of screw depends on the material of the substructure
16	N1291	Fixing profile

2_ELEMENT_A023_Decorative profile HF 40

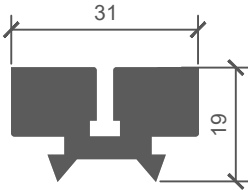


COLOUR	----
LENGHT_1	----
PIECES_1	----
LENGHT_2	----
PIECES_2	----

NOTES

material: EN AW-6061
Lmax = 4000 mm (6000 mm)

3_ELEMENT_T052_Transversal gasket

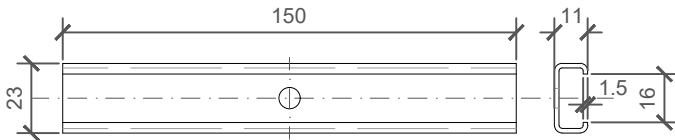


COLOUR	----
LENGHT_1	----
PIECES_1	----
LENGHT_2	----
PIECES_2	----

NOTES

material: EPDM

5_ELEMENT_N637_Fixing pad element

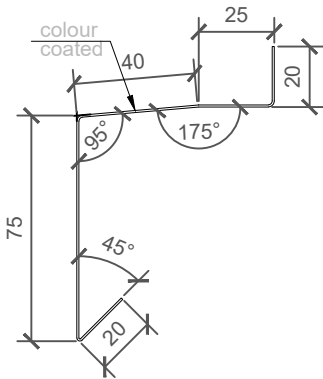


PIECES_1	----
PIECES_2	----

NOTES

material: Zinc - coated metal sheet (1.5 mm)

6_ELEMENT_O1668_Drip flashing

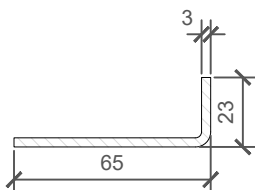


COLOUR	----
LENGHT_1	----
PIECES_1	----
LENGHT_2	----
PIECES_2	----

NOTES

material: Colored metal sheet (0,7 mm)
sheet width: 180 mm
Lmax = 6000 mm

7_ELEMENT_N1286_Fixing profile

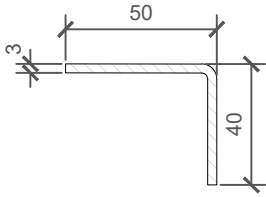


LENGHT_1	----
PIECES_1	----
LENGHT_2	----
PIECES_2	----

NOTES

material: Zinc - coated metal sheet (3 mm) / option: Stainless steel (3 mm)
sheet width: 82 mm
Lmax = 4000 mm

8_ELEMENT_N1287_Support profile

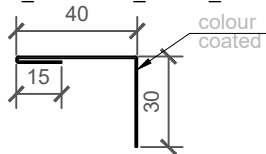


LENGHT_1	----
PIECES_1	----
LENGHT_2	----
PIECES_2	----

NOTES

material: Zinc - coated metal sheet (3 mm) / option: Stainless steel (3 mm)
 sheet width: 84 mm
 Lmax = 4000 mm

11_ELEMENT_O1664_Closing flashing

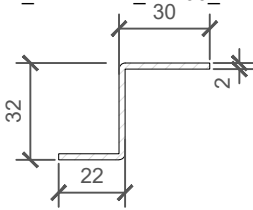


COLOUR	----
LENGHT_1	----
PIECES_1	----
LENGHT_2	----
PIECES_2	----

NOTES

material: Colored metal sheet (0,7 mm)
 sheet width: 85 mm
 L = M-2 mm

12_ELEMENT_N1290_Fixing profile

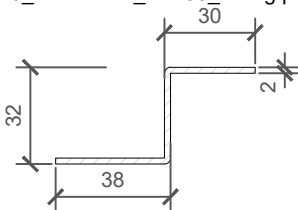


LENGHT_1	----
PIECES_1	----
LENGHT_2	----
PIECES_2	----

NOTES

material: Zinc - coated metal sheet (2 mm) / option: Stainless steel (2 mm)
 sheet width: 76 mm
 Lmax = 4000 mm

15_ELEMENT_N1288_Fixing profile

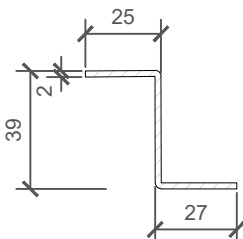


LENGHT_1	----
PIECES_1	----
LENGHT_2	----
PIECES_2	----

NOTES

material: Zinc - coated metal sheet (2 mm) / option: Stainless steel (2 mm)
 sheet width: 92 mm
 Lmax = 4000 mm

16_ELEMENT_N1291_Fixing profile



LENGHT_1	----
PIECES_1	----
LENGHT_2	----
PIECES_2	----

NOTES

material: Zinc - coated metal sheet (2 mm) / option: Stainless steel (2 mm)
 sheet width: 83 mm
 Lmax = 4000 mm

VERTICAL
INSTALLATION

QBISS
SCREEN MW

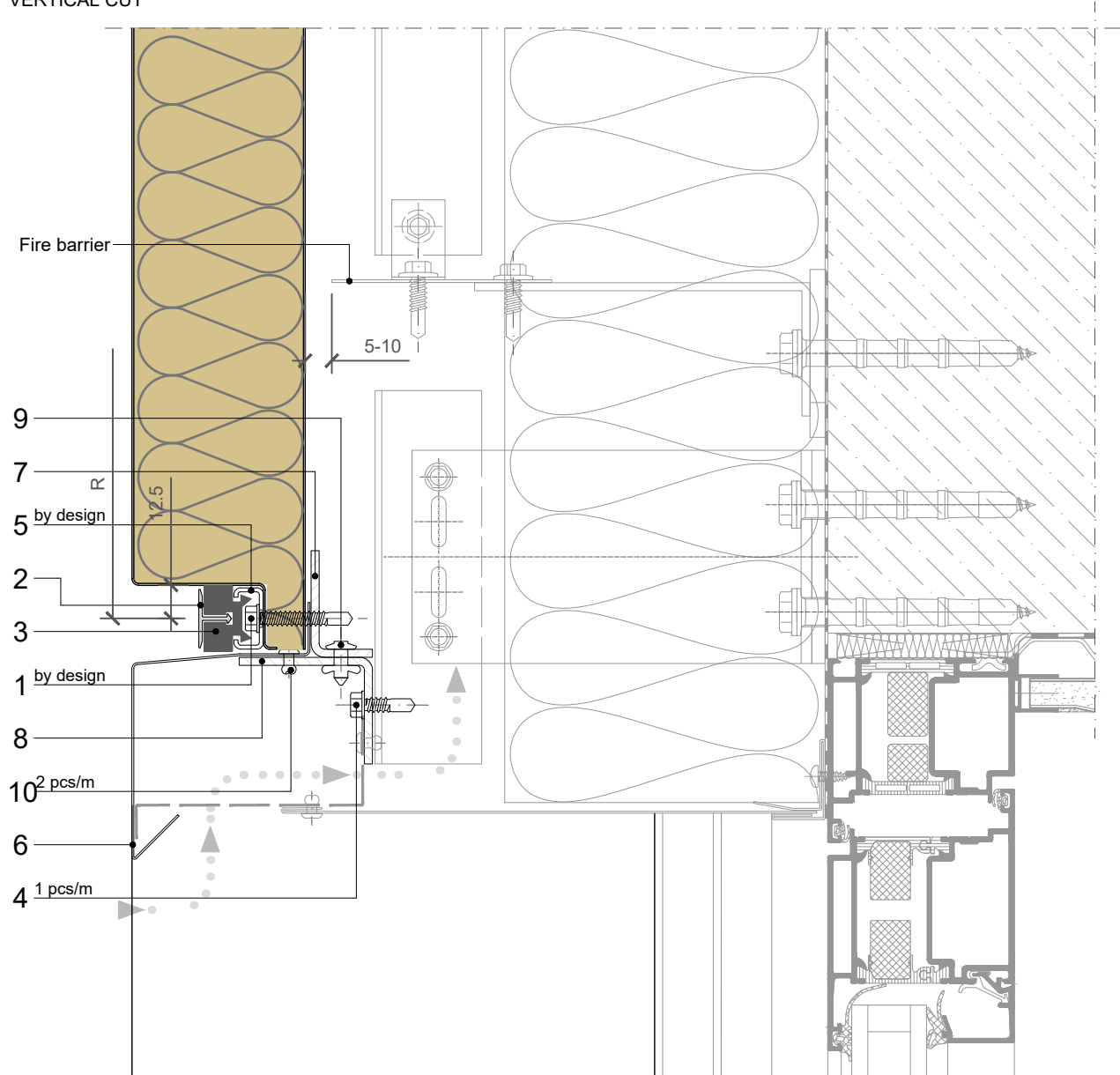
JOINT TYPE

- B - B ○ BF - BF
- B - BF ○ F - B
- BF - B ○ F - BF

BUILDING APPLICATION

- External Facade ○ External Soffit
- Internal Wall ○ Internal Ceiling

VERTICAL CUT



POS.	CODE	ELEMENTS	SCALE: M 1:2.5
1	P039	Fixing screw - The type of screw depends on the material of the substructure	
2	A023	Decorative profile HF40 - recessed look of transversal joint	
3	T052	Transversal gasket	
4	P038	Fixing screw - The type of screw depends on the material of the substructure	
5	N637	Fixing pad element	
6	O1668	Drip flashing	
7	N1286	Fixing profile	
8	N1287	Support profile	
9	K013	Bulb tite rivet	
10	K002	Blind rivet 4x10	

**VERTICAL
INSTALLATION**

**QBISS
SCREEN MW**

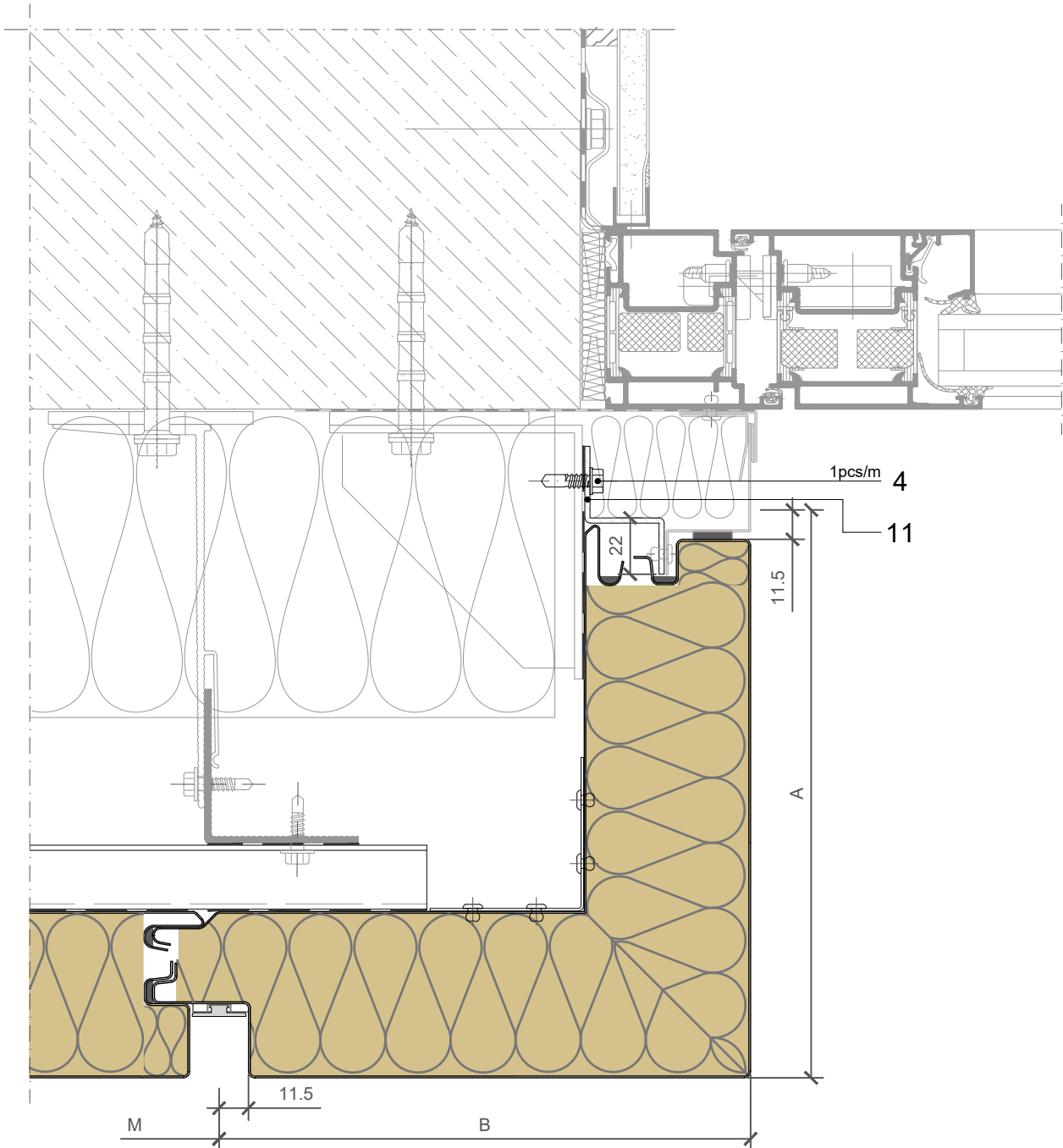
JOINT TYPE

- B - B ○ BF - BF
- B - BF ○ F - B
- BF - B ○ F - BF

BUILDING APPLICATION

- External Facade ○ External Soffit
- Internal Wall ○ Internal Ceiling

HORIZONTAL CUT



POS.	CODE	ELEMENTS
4	P038	Fixing screw - The type of screw depends on the material of the substructure
11	N1290	Fixing profile

SCALE: M 1:2.5

DOOR

Trimo Group holds full copyrights on the information and details provided on this media, therefore any unauthorized reproduction and distribution is strictly prohibited.

VERTICAL
INSTALLATION

QBISS
SCREEN MW

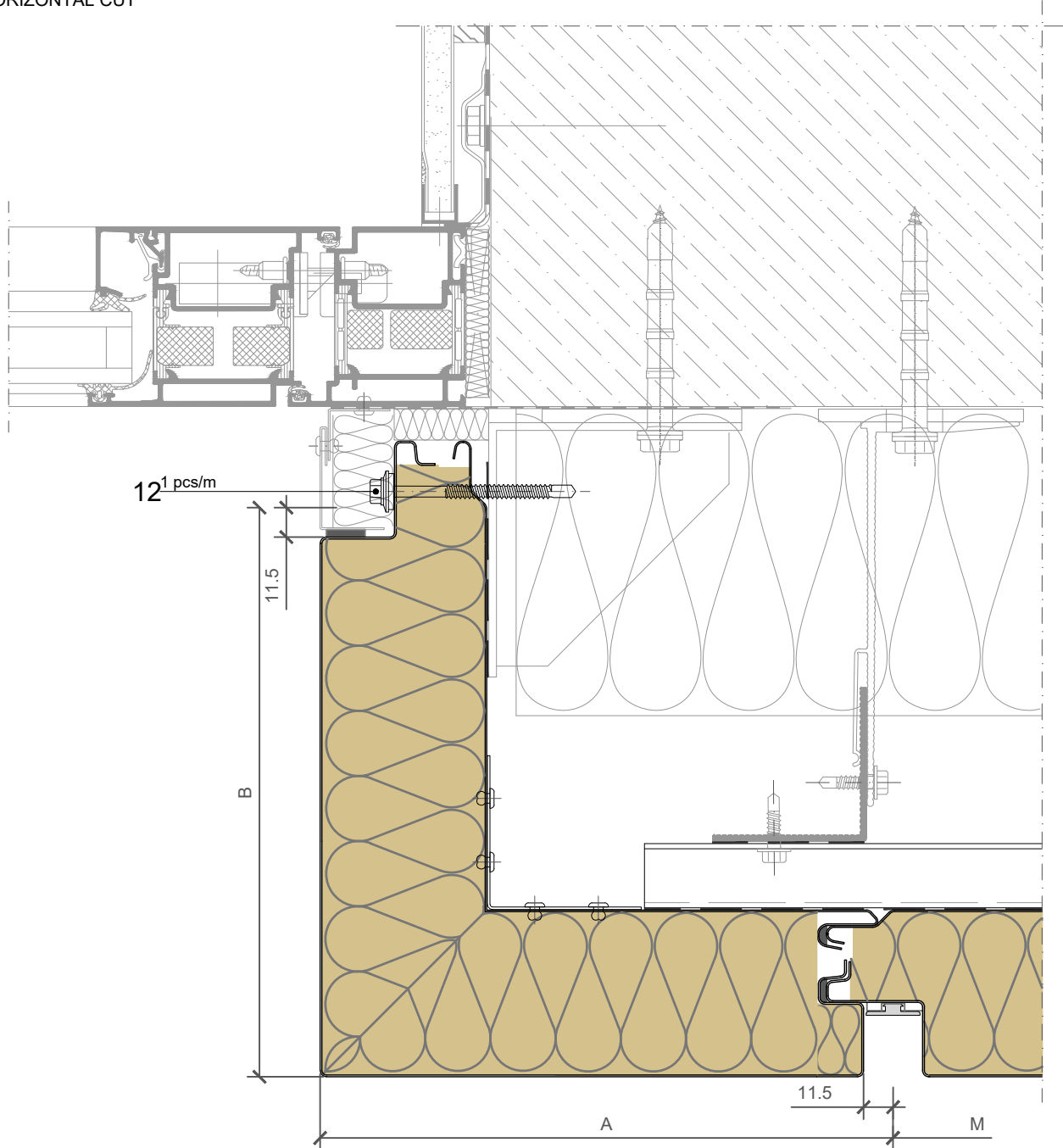
JOINT TYPE

- B - B ○ BF - BF
- B - BF ○ F - B
- BF - B ○ F - BF

BUILDING APPLICATION

- External Facade ○ External Soffit
- Internal Wall ○ Internal Ceiling

HORIZONTAL CUT



POS.	CODE	ELEMENTS
12	P052	Fixing screw - The type of screw depends on the material of the substructure

SCALE: M 1:2.5

DOOR

Trimo Group holds full copyrights on the information and details provided on this media, therefore any unauthorized reproduction and distribution is strictly prohibited.

**VERTICAL
INSTALLATION**

**QBISS
SCREEN MW**

JOINT TYPE

- B - B ○ BF - BF
- B - BF ○ F - B
- BF - B ○ F - BF

BUILDING APPLICATION

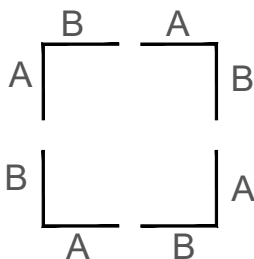
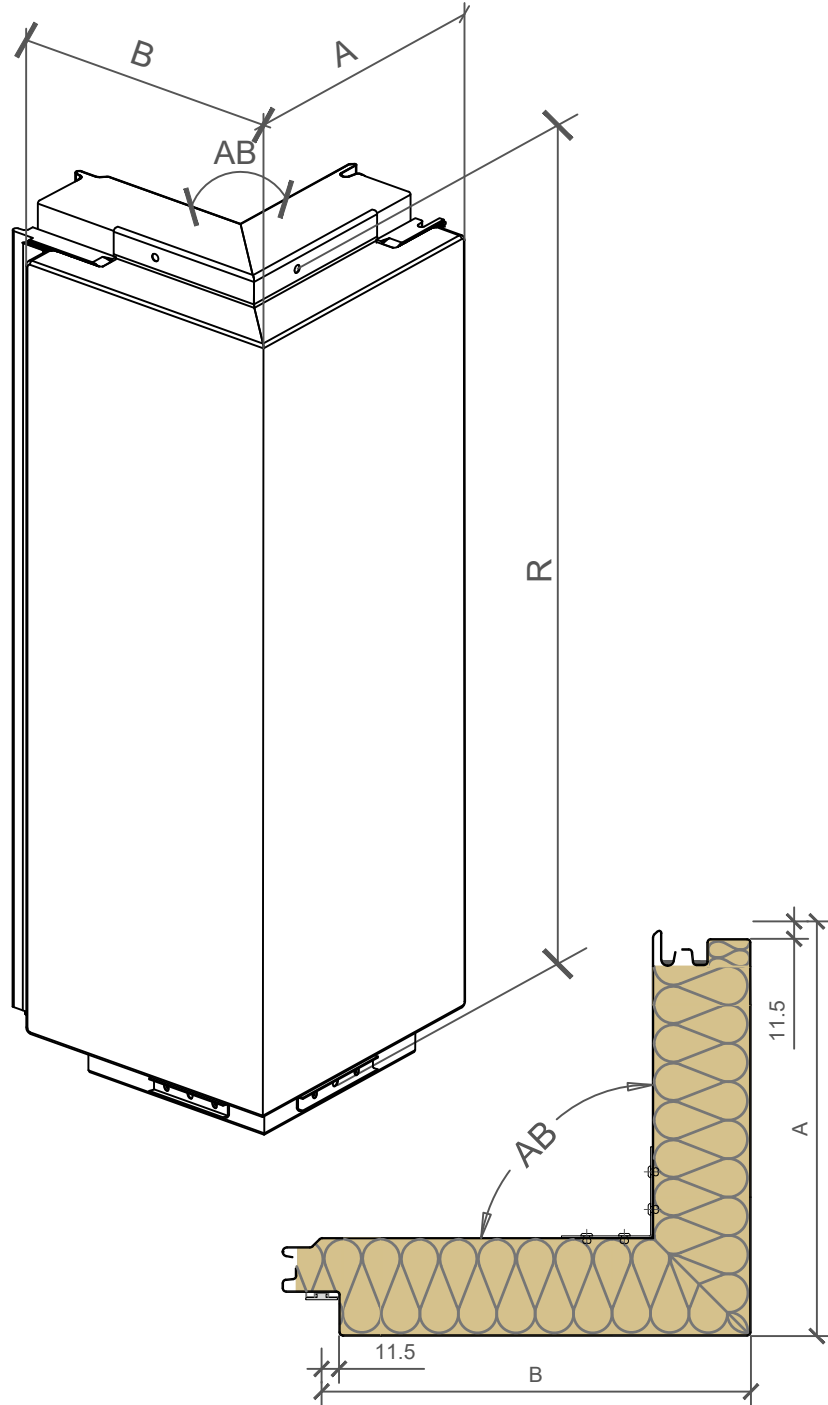
- External Facade ○ External Soffit
- Internal Wall ○ Internal Ceiling

R = 530-6500mm

A+B = M; Mmin = 600mm; Mmax = 1200mm

Amin(Bmin) = 200mm

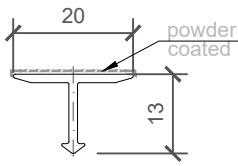
Bending angle AB = 70°-175°



NOTES

- Prefabricated external corner element
- Dimensions A and B must be adjusted to cladding and building tolerances

2_ELEMENT_A023_Decorative profile HF 40

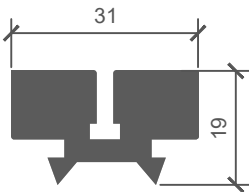


COLOUR	----
LENGHT_1	----
PIECES_1	----
LENGHT_2	----
PIECES_2	----

NOTES

material: EN AW-6061
Lmax = 4000 mm (6000 mm)

3_ELEMENT_T052_Transversal gasket

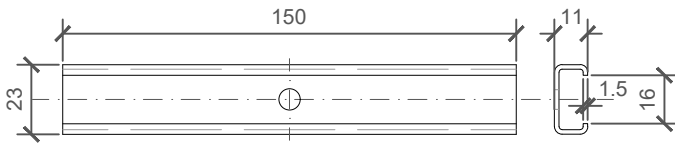


COLOUR	----
LENGHT_1	----
PIECES_1	----
LENGHT_2	----
PIECES_2	----

NOTES

material: EPDM

5_ELEMENT_N637_Fixing pad element

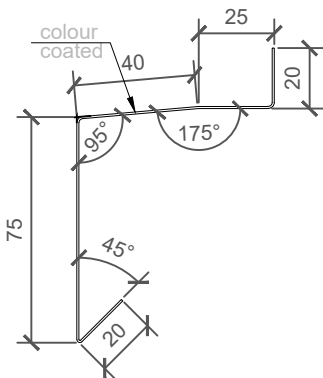


PIECES_1	----
PIECES_2	----

NOTES

material: Zinc - coated metal sheet (1.5 mm)

6_ELEMENT_O1668_Drip flashing

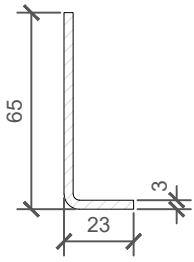


COLOUR	----
LENGHT_1	----
PIECES_1	----
LENGHT_2	----
PIECES_2	----

NOTES

material: Colored metal sheet (0,7 mm)
sheet width: 180 mm
Lmax = 6000 mm

7_ELEMENT_N1286_Fixing profile

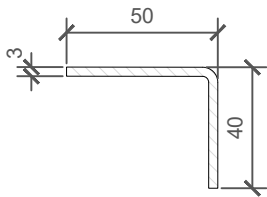


LENGHT_1	----
PIECES_1	----
LENGHT_2	----
PIECES_2	----

NOTES

material: Zinc - coated metal sheet (3 mm) / option: Stainless steel (3 mm)
 sheet width: 82 mm
 Lmax = 4000 mm

8_ELEMENT_N1287_Support profile

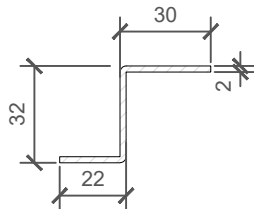


LENGHT_1	----
PIECES_1	----
LENGHT_2	----
PIECES_2	----

NOTES

material: Zinc - coated metal sheet (3 mm) / option: Stainless steel (3 mm)
 sheet width: 84 mm
 Lmax = 4000 mm

11_ELEMENT_N1290_Fixing profile



LENGHT_1	----
PIECES_1	----
LENGHT_2	----
PIECES_2	----

NOTES

material: Zinc - coated metal sheet (2 mm) / option: Stainless steel (2 mm)
 sheet width: 76 mm
 Lmax = 4000 mm

**VERTICAL
INSTALLATION**

**QBISS
SCREEN MW**

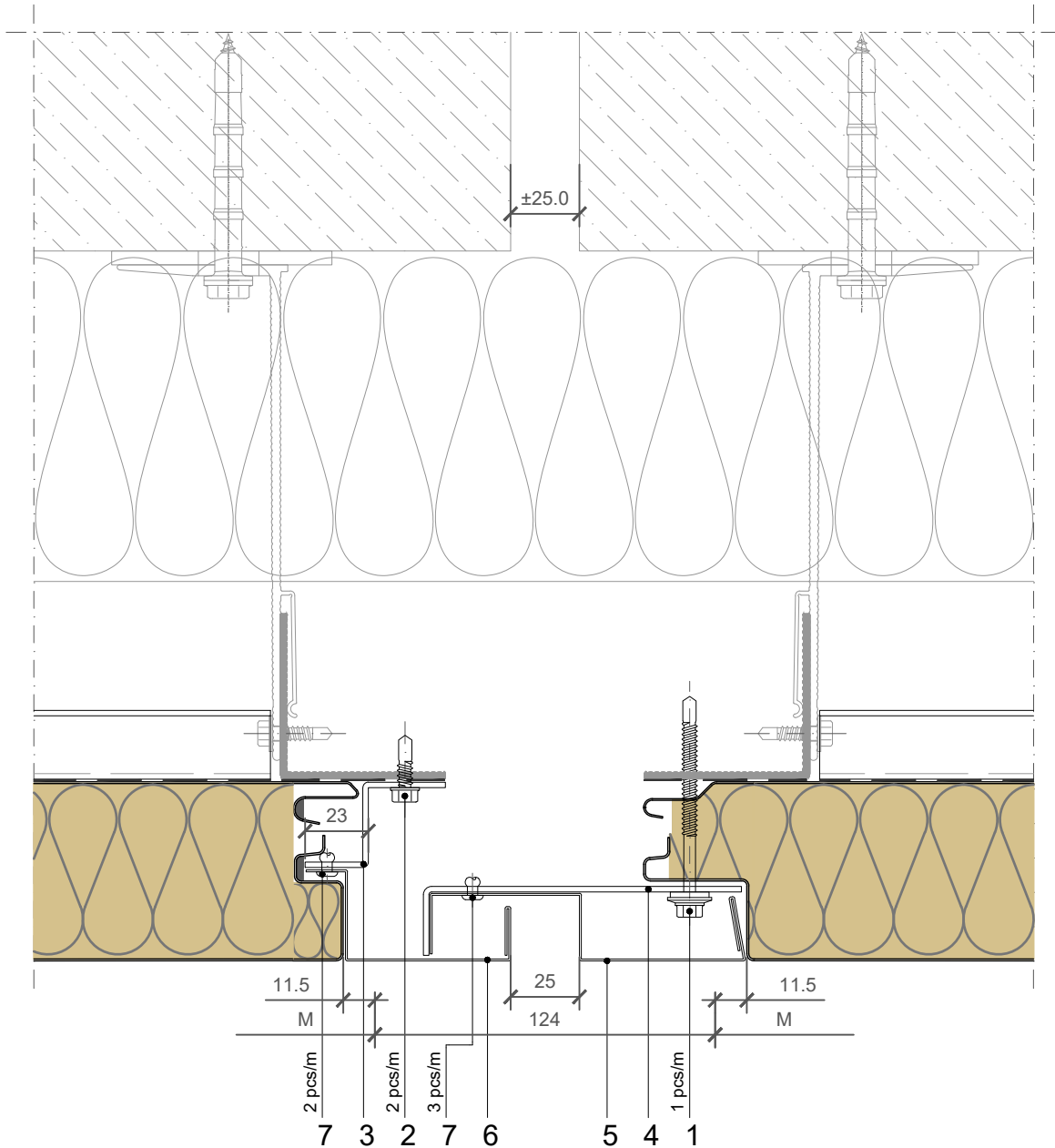
JOINT TYPE

- B - B ○ BF - BF
- B - BF ○ F - B
- BF - B ○ F - BF

BUILDING APPLICATION

- External Facade ○ External Soffit
- Internal Wall ○ Internal Ceiling

HORIZONTAL CUT

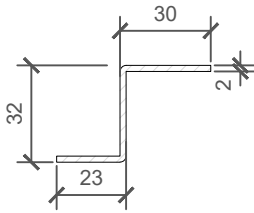


POS.	CODE	ELEMENTS	SCALE: M 1:2.5
1	P052	Fixing screw - The type of screw depends on the material of the substructure	
2	P038	Fixing screw - The type of screw depends on the material of the substructure	
3	N1290	Fixing profile	
4	N1293	Flashing support	
5	O1661	Dilatation flashing - internal	
6	O1662	Dilatation flashing - external	
7	K002	Blind rivet 4x10	

DILATATION

Trimo Group holds full copyrights on the information and details provided on this media, therefore any unauthorized reproduction and distribution is strictly prohibited.

3_ELEMENT_N1290_Fixing profile

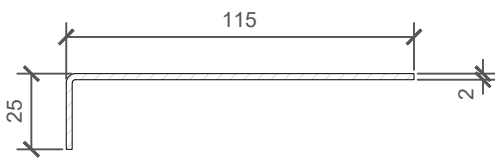


LENGHT_1	----
PIECES_1	----
LENGHT_2	----
PIECES_2	----

NOTES

material: Zinc - coated metal sheet (2 mm) / option: Stainless steel (2 mm)
 sheet width: 77 mm
 Lmax = 4000 mm

4_ELEMENT_N1293_Flashing support

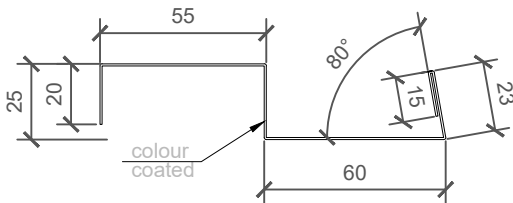


LENGHT_1	----
PIECES_1	----
LENGHT_2	----
PIECES_2	----

NOTES

material: Zinc - coated metal sheet (2 mm) / option: Stainless steel (2 mm)
 sheet width: 136 mm
 Lmax = 4000 mm

5_ELEMENT_O1661_Dilatation flashing - internal

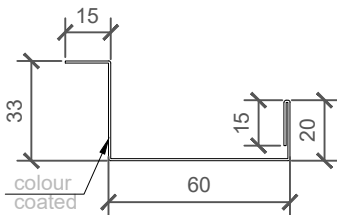


COLOUR	----
LENGHT_1	----
PIECES_1	----
LENGHT_2	----
PIECES_2	----

NOTES

material: Colored metal sheet (0,7 mm)
 sheet width: 198 mm
 Lmax = 6000 mm

6_ELEMENT_O1662_Dilatation flashing - external



COLOUR	----
LENGHT_1	----
PIECES_1	----
LENGHT_2	----
PIECES_2	----

NOTES

material: Colored metal sheet (0,7 mm)
 sheet width: 143 mm
 Lmax = 6000 mm

**VERTICAL
INSTALLATION**

**QBISS
SCREEN MW**

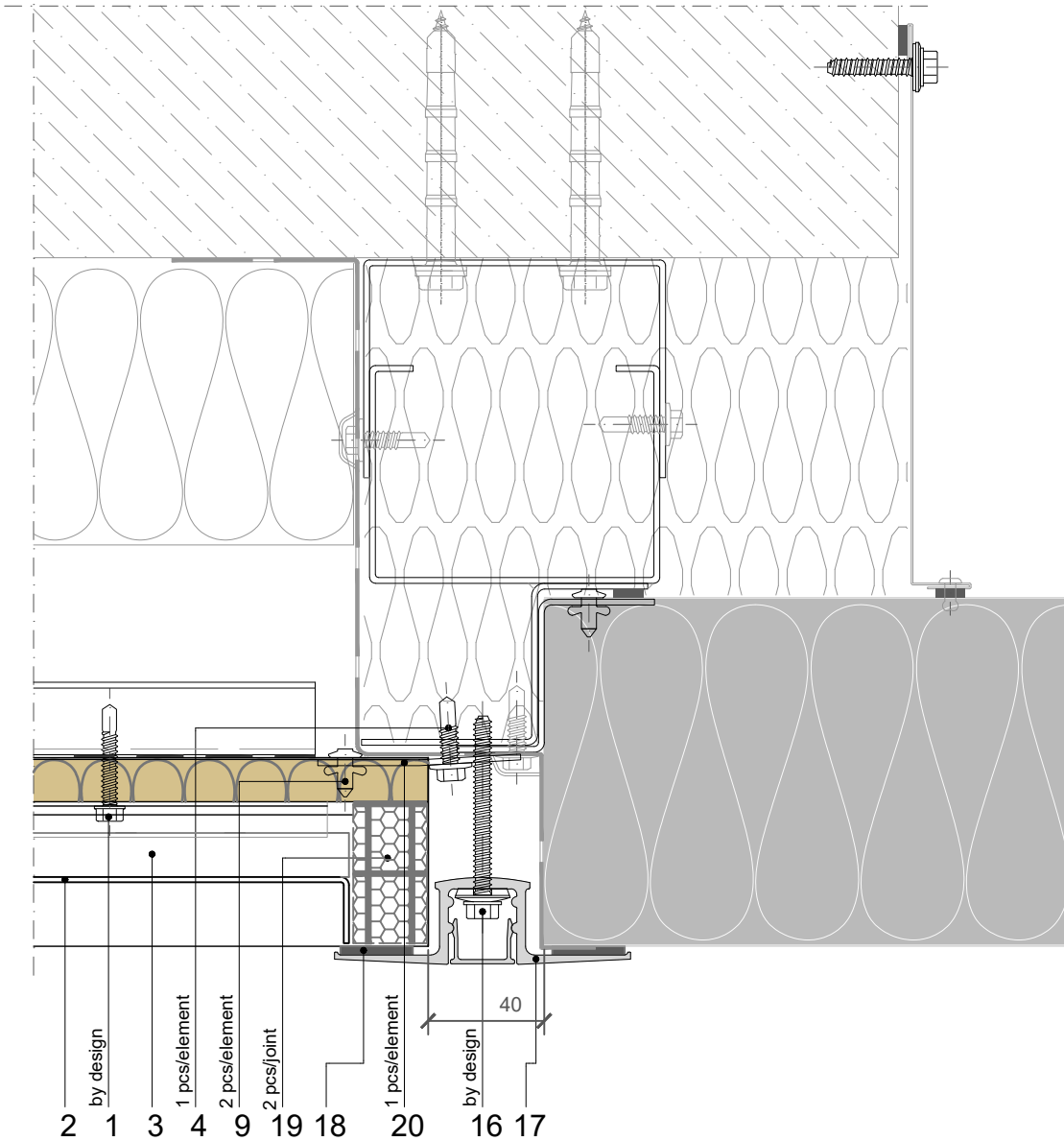
JOINT TYPE

- B - B BF - BF
- B - BF F - B
- BF - B F - BF

BUILDING APPLICATION

- External Facade External Soffit
- Internal Wall Internal Ceiling

HORIZONTAL CUT



POS.	CODE	ELEMENTS	SCALE: M 1:2.5
1	P039	Fixing screw - The type of screw depends on the material of the substructure	
2	A023	Decorative profile HF40 - recessed look of transversal joint	
3	T052	Transversal gasket	
4	P038	Fixing screw - The type of screw depends on the material of the substructure	
9	K013	Bulb tite rivet	
16	V024	Fixing screw - The type of screw depends on the material of the substructure	
17	A085	HF102/1 and HF102/2 aluminium fixing profile	
18	T003	EPDM sealing tape 6x25	
19	T022	EPDM seal 26/26x30 + mastic seal	
20	N032	Fixing element	

VERSION: 1 15. 07. 2019 I

VERTICAL
INSTALLATION

QBISS
SCREEN MW

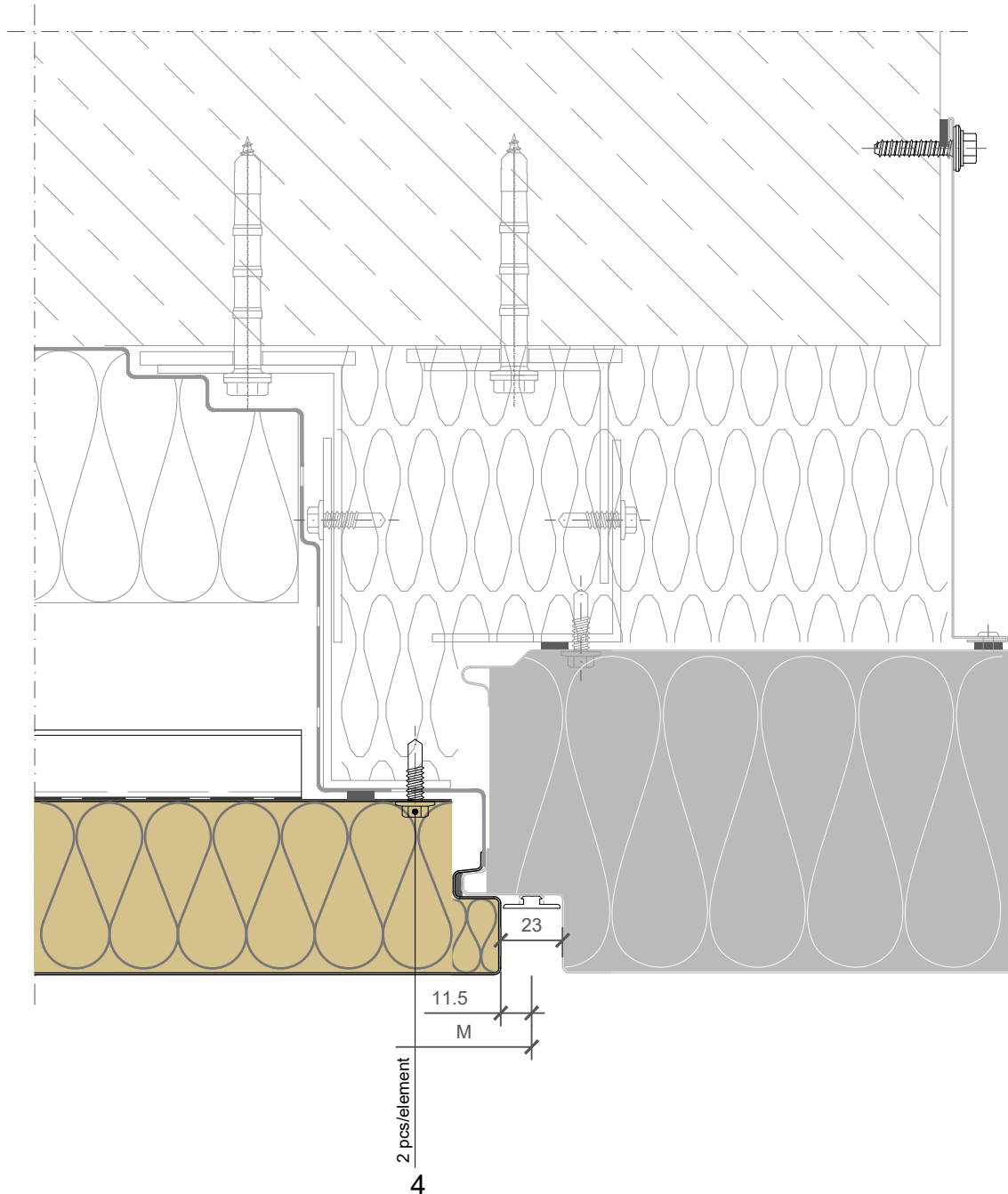
JOINT TYPE

- B - B ○ BF - BF
- B - BF ○ F - B
- BF - B ○ F - BF

BUILDING APPLICATION

- External Facade ○ External Soffit
- Internal Wall ○ Internal Ceiling

HORIZONTAL CUT



POS.	CODE	ELEMENTS
4	P038	Fixing screw - The type of screw depends on the material of the substructure

SCALE: M 1:2.5

TRIMO SYSTEM CONNECTION

Trimo Group holds full copyrights on the information and details provided on this media, therefore any unauthorized reproduction and distribution is strictly prohibited.

**VERTICAL
INSTALLATION**

**QBISS
SCREEN MW**

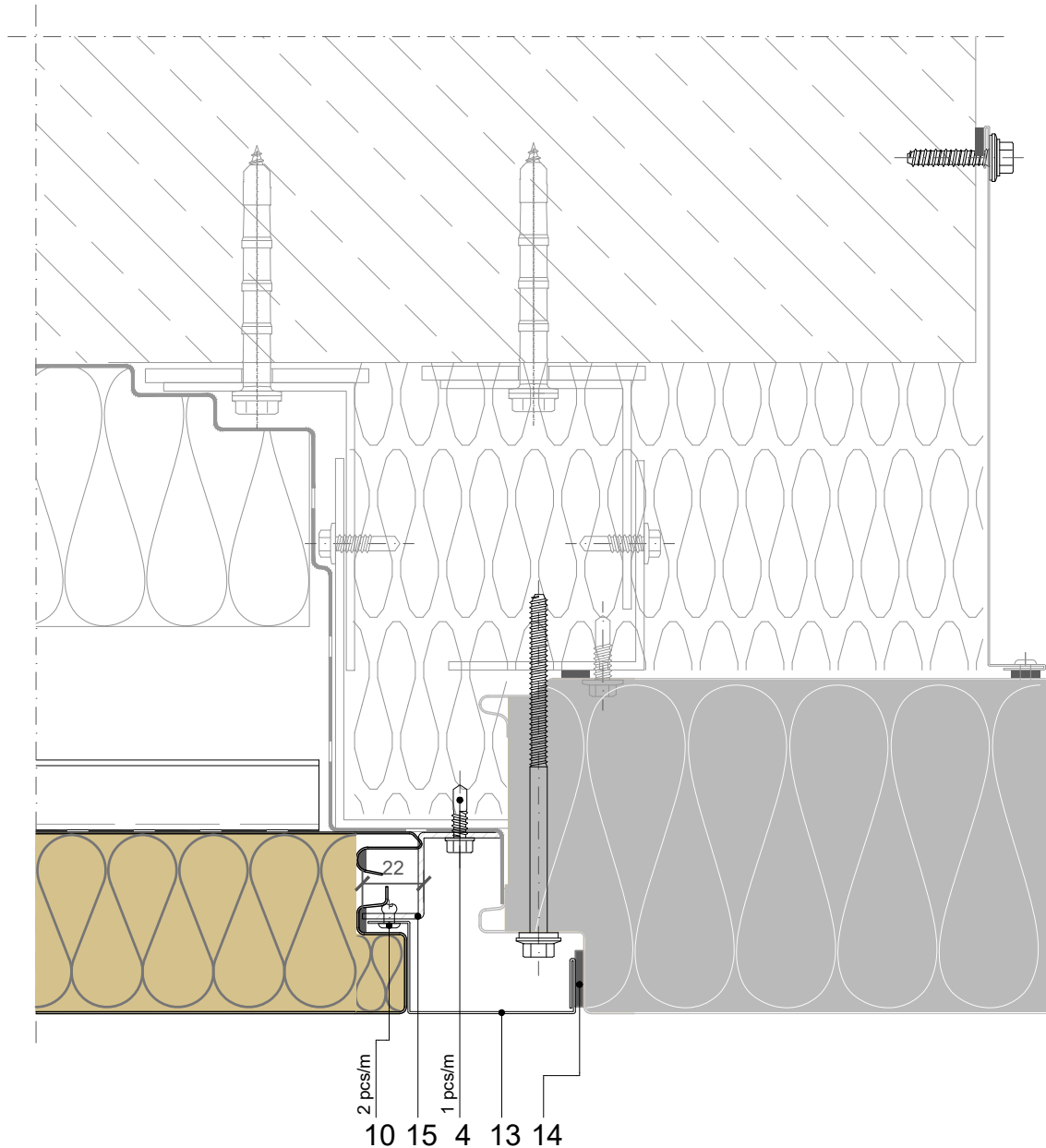
JOINT TYPE

- B - B ○ BF - BF
- B - BF ○ F - B
- BF - B ○ F - BF

BUILDING APPLICATION

- External Facade ○ External Soffit
- Internal Wall ○ Internal Ceiling

HORIZONTAL CUT



POS.	CODE	ELEMENTS	SCALE: M 1:2.5
4	P038	Fixing screw - The type of screw depends on the material of the substructure	
10	K002	Blind rivet 4x10	
13	O1662	Flashing	
14	T020	EPDM self adhesive sealing tape	
15	N1290	Fixing profile	

TRIMO SYSTEM CONNECTION

Trimo Group holds full copyrights on the information and details provided on this media, therefore any unauthorized reproduction and distribution is strictly prohibited.

**VERTICAL
INSTALLATION**

**QBISS
SCREEN MW**

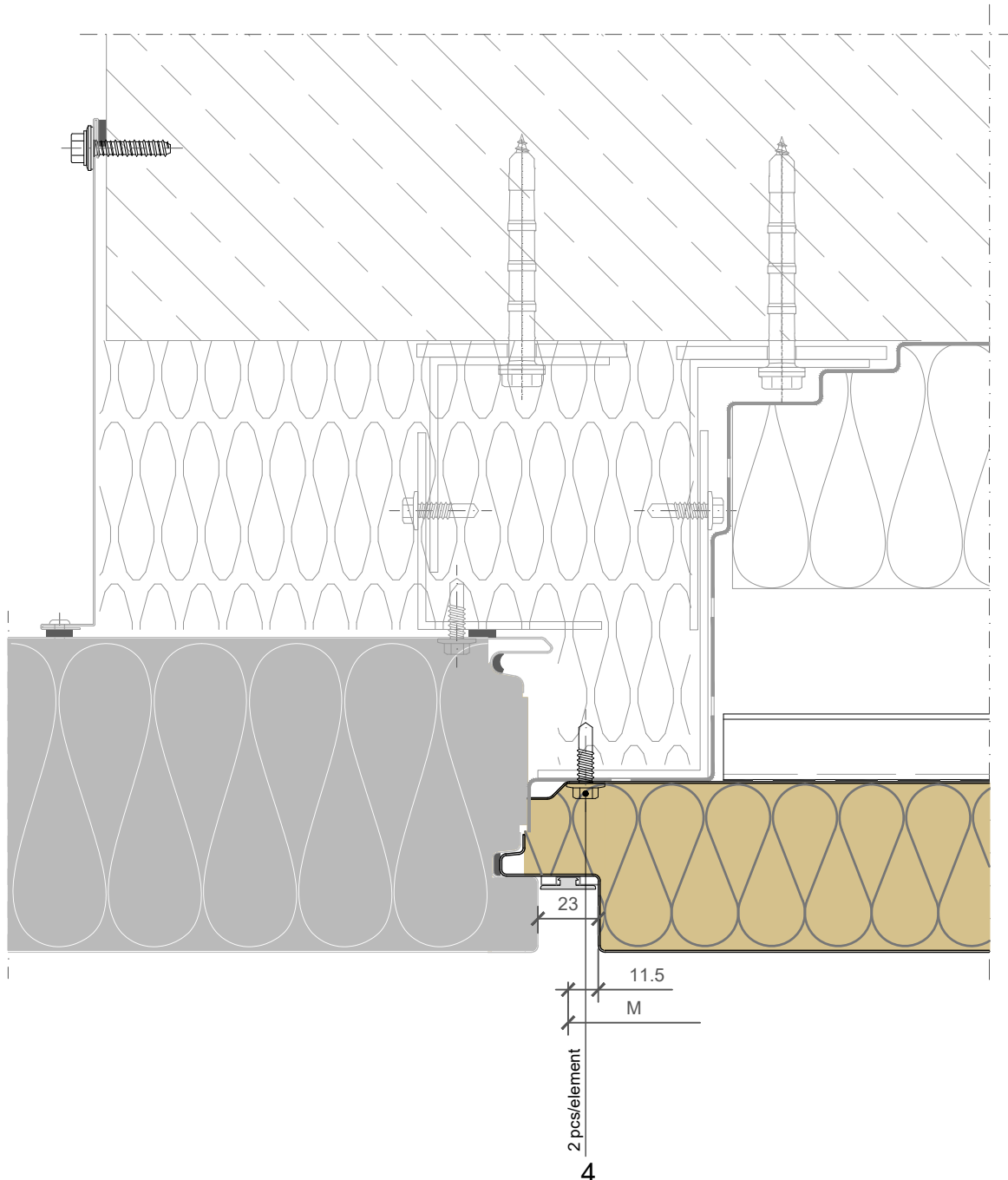
JOINT TYPE

- B - B ○ BF - BF
- B - BF ○ F - B
- BF - B ○ F - BF

BUILDING APPLICATION

- External Facade ○ External Soffit
- Internal Wall ○ Internal Ceiling

HORIZONTAL CUT



POS.	CODE	ELEMENTS
4	P038	Fixing screw - The type of screw depends on the material of the substructure

SCALE: M 1:2.5

TRIMO SYSTEM CONNECTION

Trimo Group holds full copyrights on the information and details provided on this media, therefore any unauthorized reproduction and distribution is strictly prohibited.

**VERTICAL
INSTALLATION**

**QBISS
SCREEN MW**

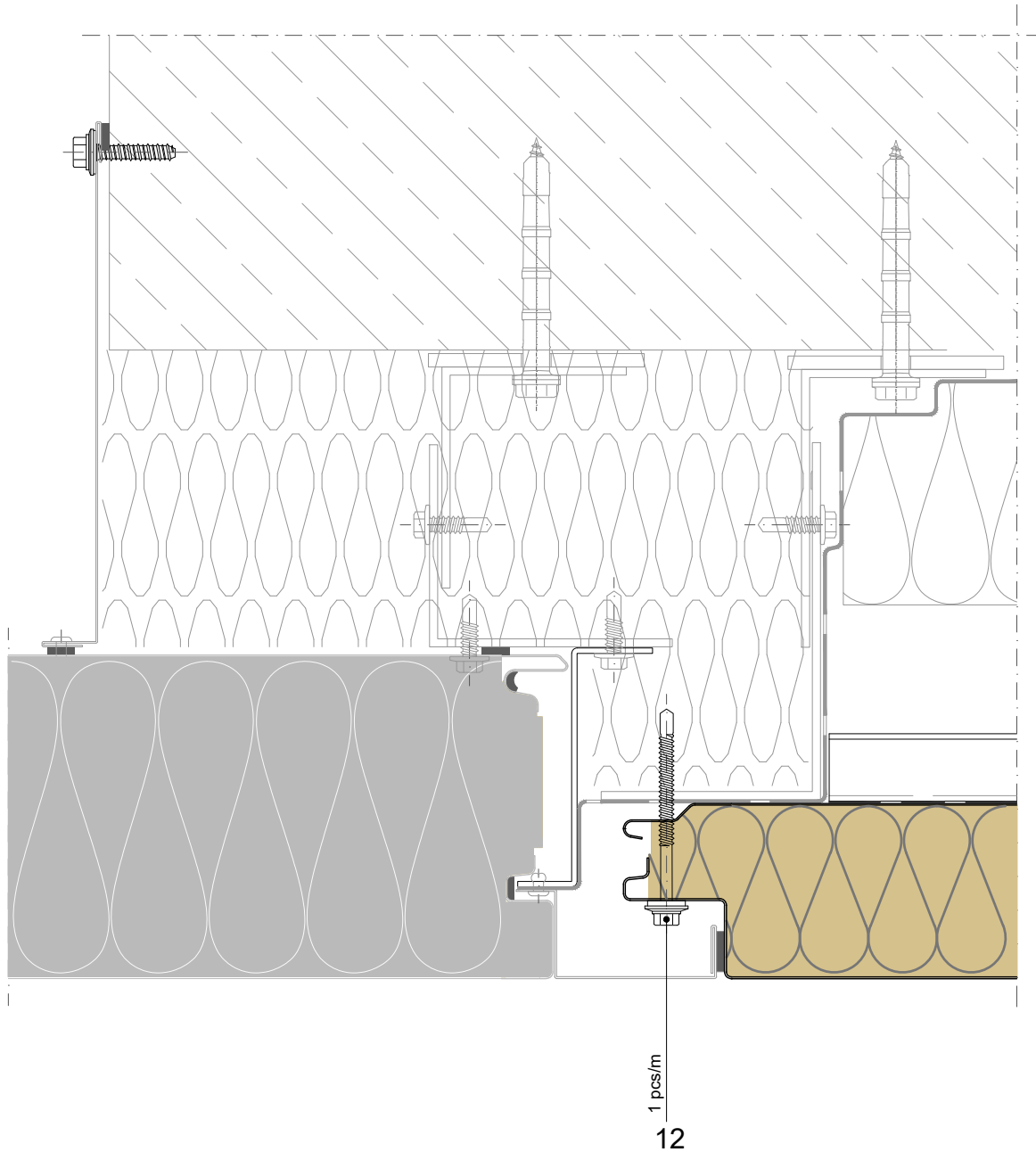
JOINT TYPE

- B - B ○ BF - BF
- B - BF ○ F - B
- BF - B ○ F - BF

BUILDING APPLICATION

- External Facade ○ External Soffit
- Internal Wall ○ Internal Ceiling

HORIZONTAL CUT



POS.	CODE	ELEMENTS
12	P052	Fixing screw - The type of screw depends on the material of the substructure

SCALE: M 1:2.5

TRIMO SYSTEM CONNECTION

Trimo Group holds full copyrights on the information and details provided on this media, therefore any unauthorized reproduction and distribution is strictly prohibited.

**VERTICAL
INSTALLATION**

**QBISS
SCREEN MW**

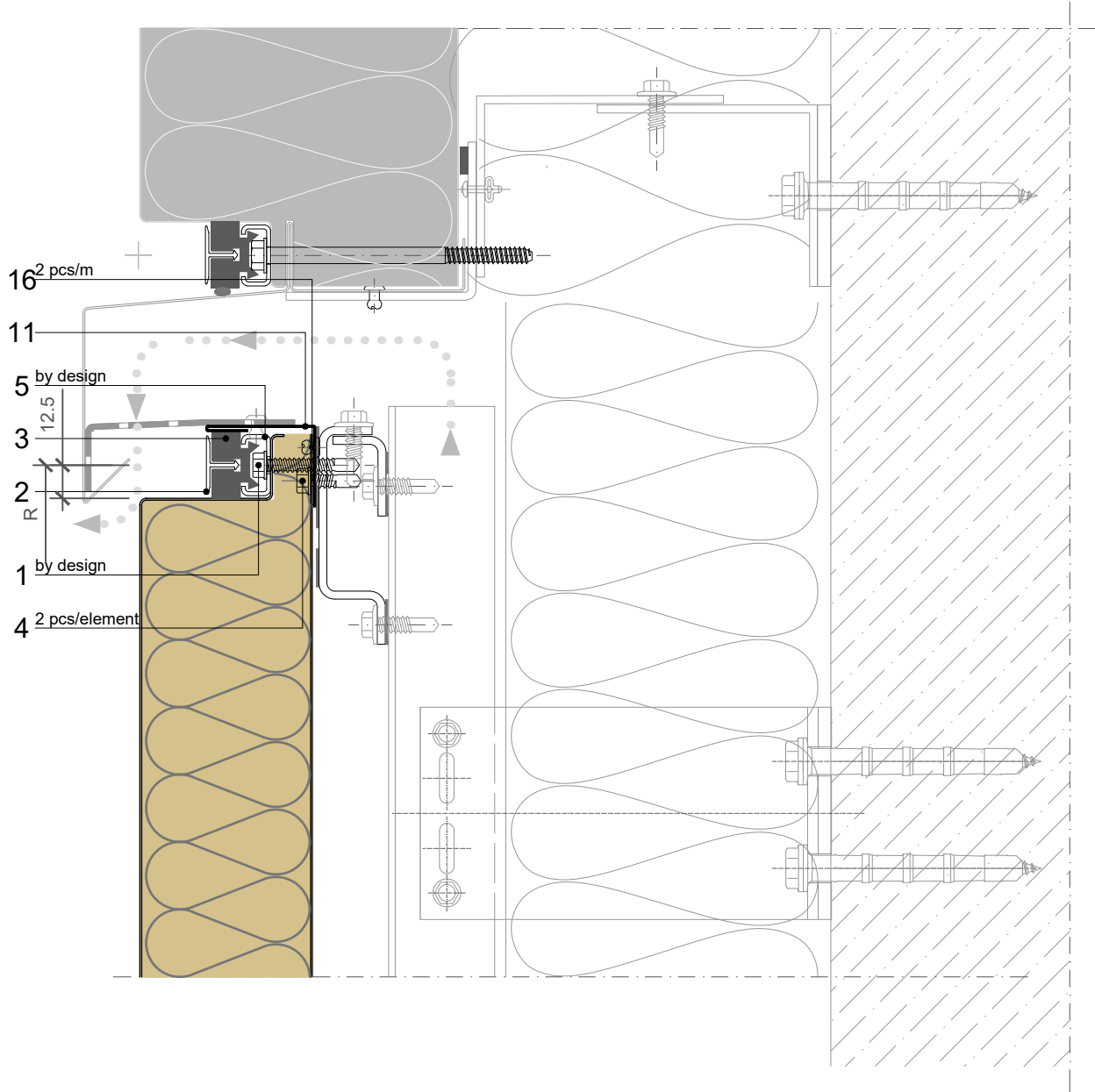
JOINT TYPE

- B - B ○ BF - BF
- B - BF ○ F - B
- BF - B ○ F - BF

BUILDING APPLICATION

- External Facade ○ External Soffit
- Internal Wall ○ Internal Ceiling

VERTICAL CUT



POS.	CODE	ELEMENTS	SCALE: M 1:2.5
1	P039	Fixing screw - The type of screw depends on the material of the substructure	
2	A023	Decorative profile HF40 - recessed look of transversal joint	
3	T052	Transversal gasket	
4	P038	Fixing screw - The type of screw depends on the material of the substructure	
5	N637	Fixing pad element	
11	O1664	Closing flashing	
16	K001	Blind rivet 4x8	

TRIMO SYSTEM CONNECTION

Trimo Group holds full copyrights on the information and details provided on this media, therefore any unauthorized reproduction and distribution is strictly prohibited.

VERTICAL INSTALLATION

QBISS SCREEN MW

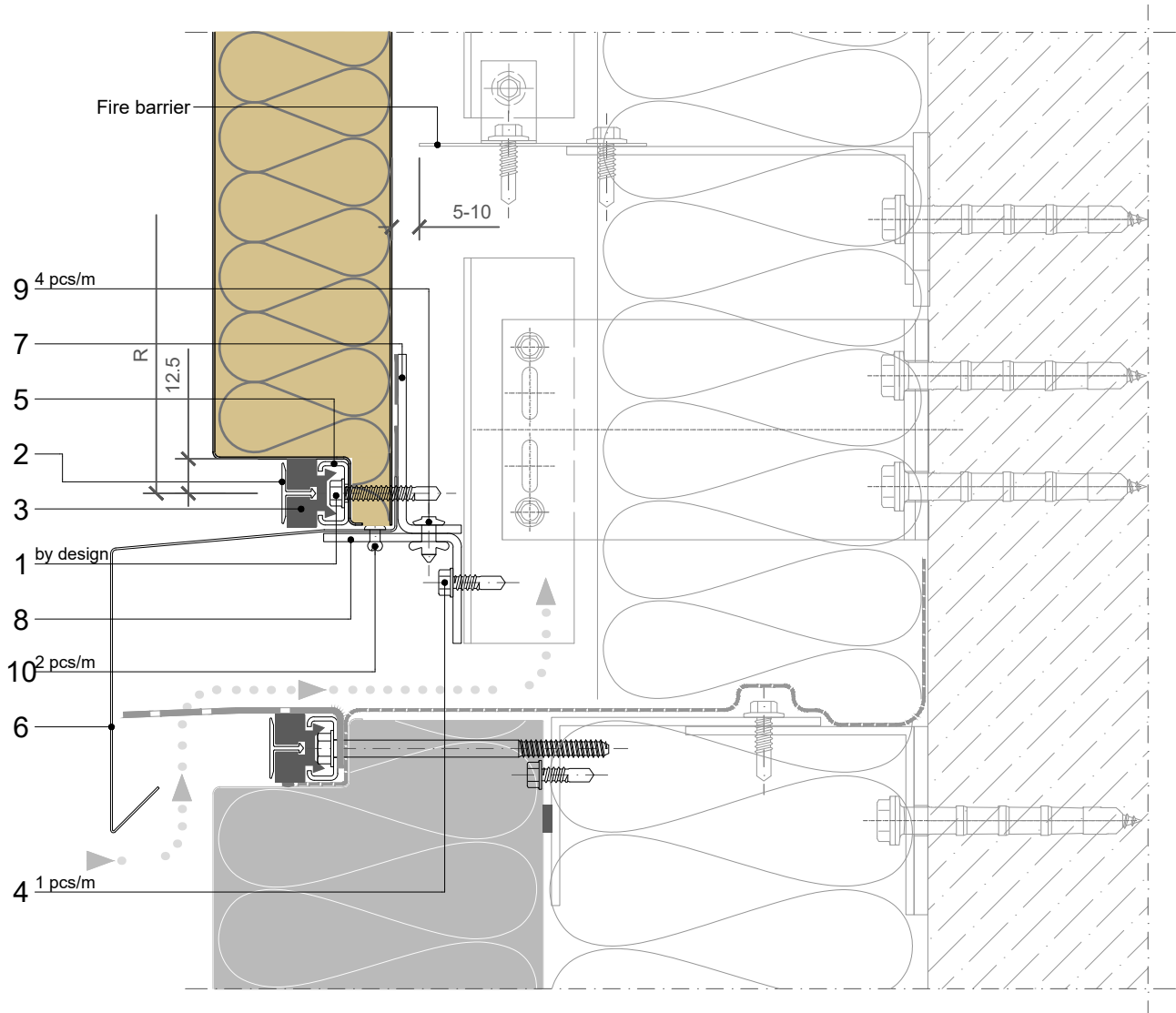
JOINT TYPE

- B - B ○ BF - BF
- B - BF ○ F - B
- BF - B ○ F - BF

BUILDING APPLICATION

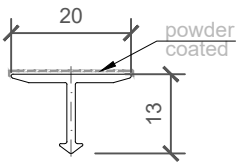
- External Facade ○ External Soffit
- Internal Wall ○ Internal Ceiling

VERTICAL CUT



POS.	CODE	ELEMENTS	SCALE: M 1:2.5
1	P039	Fixing screw - The type of screw depends on the material of the substructure	
2	A023	Decorative profile HF40 - recessed look of transversal joint	
3	T052	Transversal gasket	
4	P038	Fixing screw - The type of screw depends on the material of the substructure	
5	N637	Fixing pad element	
6	O1663	Drip flashing	
7	N1286	Fixing profile	
8	N1287	Support profile	
9	K013	Bulb tite rivet	
10	K002	Blind rivet 4x10	

2_ELEMENT_A023_Decorative profile HF 40

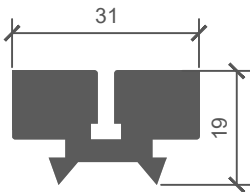


COLOUR	----
LENGHT_1	----
PIECES_1	----
LENGHT_2	----
PIECES_2	----

NOTES

material: EN AW-6061
Lmax = 4000 mm (6000 mm)

3_ELEMENT_T052_Transversal gasket

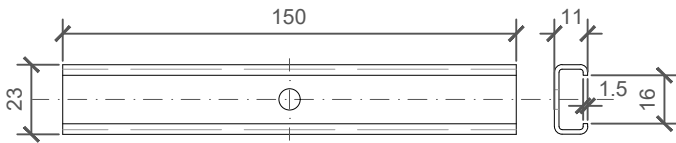


COLOUR	----
LENGHT_1	----
PIECES_1	----
LENGHT_2	----
PIECES_2	----

NOTES

material: EPDM

5_ELEMENT_N637_Fixing pad element

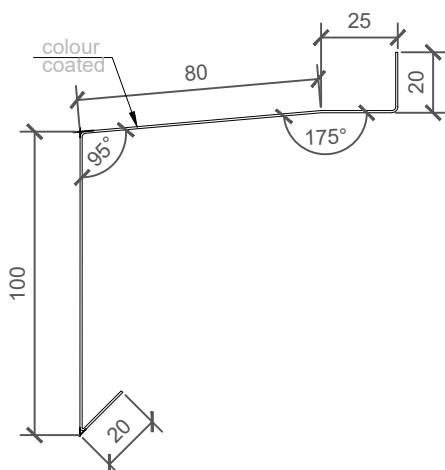


PIECES_1	----
PIECES_2	----

NOTES

material: Zinc - coated metal sheet (1.5 mm)

6_ELEMENT_O1663_Drip flashing

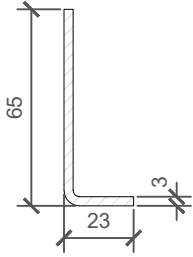


COLOUR	----
LENGHT_1	----
PIECES_1	----
LENGHT_2	----
PIECES_2	----

NOTES

material: Colored metal sheet (0,7 mm)
sheet width: 245 mm
Lmax = 6000 mm

7_ELEMENT_N1286_Fixing profile

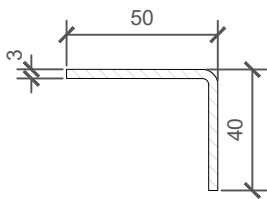


LENGHT_1	----
PIECES_1	----
LENGHT_2	----
PIECES_2	----

NOTES

material: Zinc - coated metal sheet (3 mm) / option: Stainless steel (3 mm)
 sheet width: 82 mm
 Lmax = 4000 mm

8_ELEMENT_N1287_Support profile

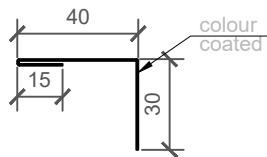


LENGHT_1	----
PIECES_1	----
LENGHT_2	----
PIECES_2	----

NOTES

material: Zinc - coated metal sheet (3 mm) / option: Stainless steel (3 mm)
 sheet width: 84 mm
 Lmax = 4000 mm

11_ELEMENT_O1664_Closing flashing

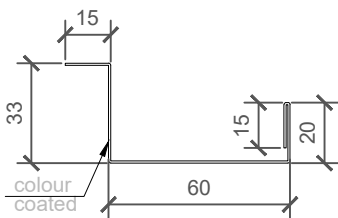


COLOUR	----
LENGHT_1	----
PIECES_1	----
LENGHT_2	----
PIECES_2	----

NOTES

material: Colored metal sheet (0,7 mm)
 sheet width: 85 mm
 L = M-2 mm

6_ELEMENT_O1662_Dilatation flashing - external

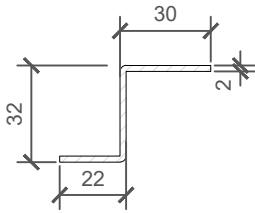


COLOUR	----
LENGHT_1	----
PIECES_1	----
LENGHT_2	----
PIECES_2	----

NOTES

material: Colored metal sheet (0,7 mm)
 sheet width: 143 mm
 Lmax = 6000 mm

15_ELEMENT_N1290_Fixing profile

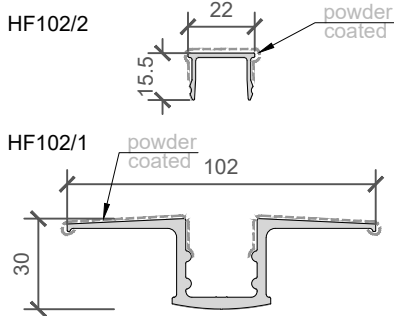


LENGHT_1	----
PIECES_1	----
LENGHT_2	----
PIECES_2	----

NOTES

material: Zinc - coated metal sheet (2 mm) / option: Stainless steel (2 mm)
 sheet width: 76 mm
 Lmax = 4000 mm

17_ELEMENT_A085_HF102/1 and HF102/2 aluminium fixing profile

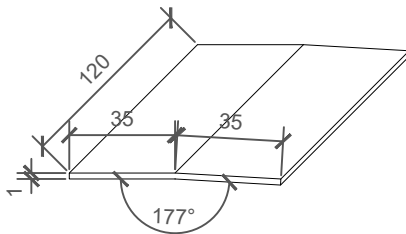


LENGHT_1	----
PIECES_1	----
LENGHT_2	----
PIECES_2	----

NOTES

material: EN AW--6060 T66
 Lmax = 4000 mm (6000 mm)

20_ELEMENT_N032_Fixing element



PIECES_1	----
PIECES_2	----

NOTES

material: Zinc - coated metal sheet (1 mm)
 sheet width: 70 mm

**VERTICAL
INSTALLATION**

**QBISS
SCREEN MW**

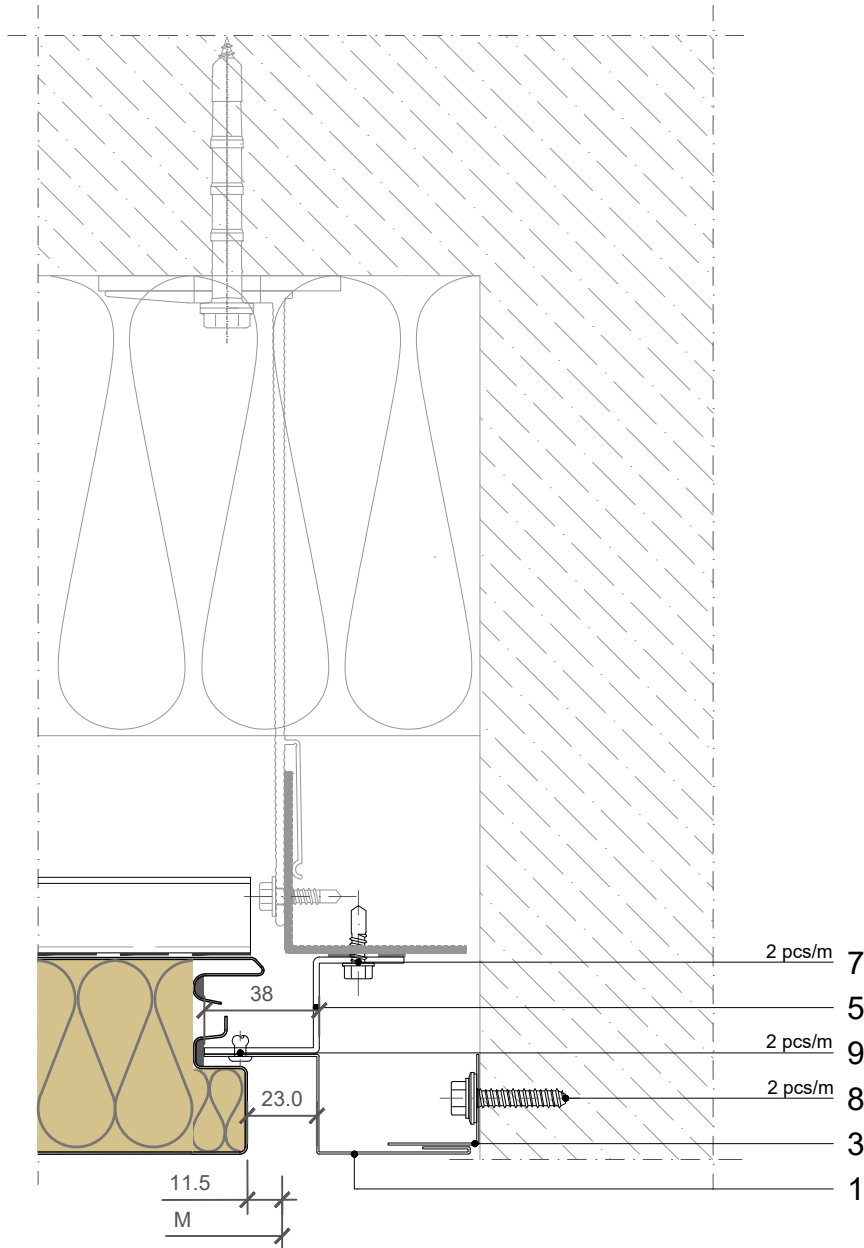
JOINT TYPE

- B - B ○ BF - BF
- B - BF ○ F - B
- BF - B ○ F - BF

BUILDING APPLICATION

- External Facade ○ External Soffit
- Internal Wall ○ Internal Ceiling

HORIZONTAL CUT



1	O1666	Flashing
3	O1665	End flashing
5	N1288	Fixing profile
7	P038	Fixing screw - The type of screw depends on the material of the substructure
8	V045	Anchor screw
9	K002	Blind rivet 4x10

OTHER SYSTEM CONNECTION

Trimo Group holds full copyrights on the information and details provided on this media, therefore any unauthorized reproduction and distribution is strictly prohibited.

**VERTICAL
INSTALLATION**

**QBISS
SCREEN MW**

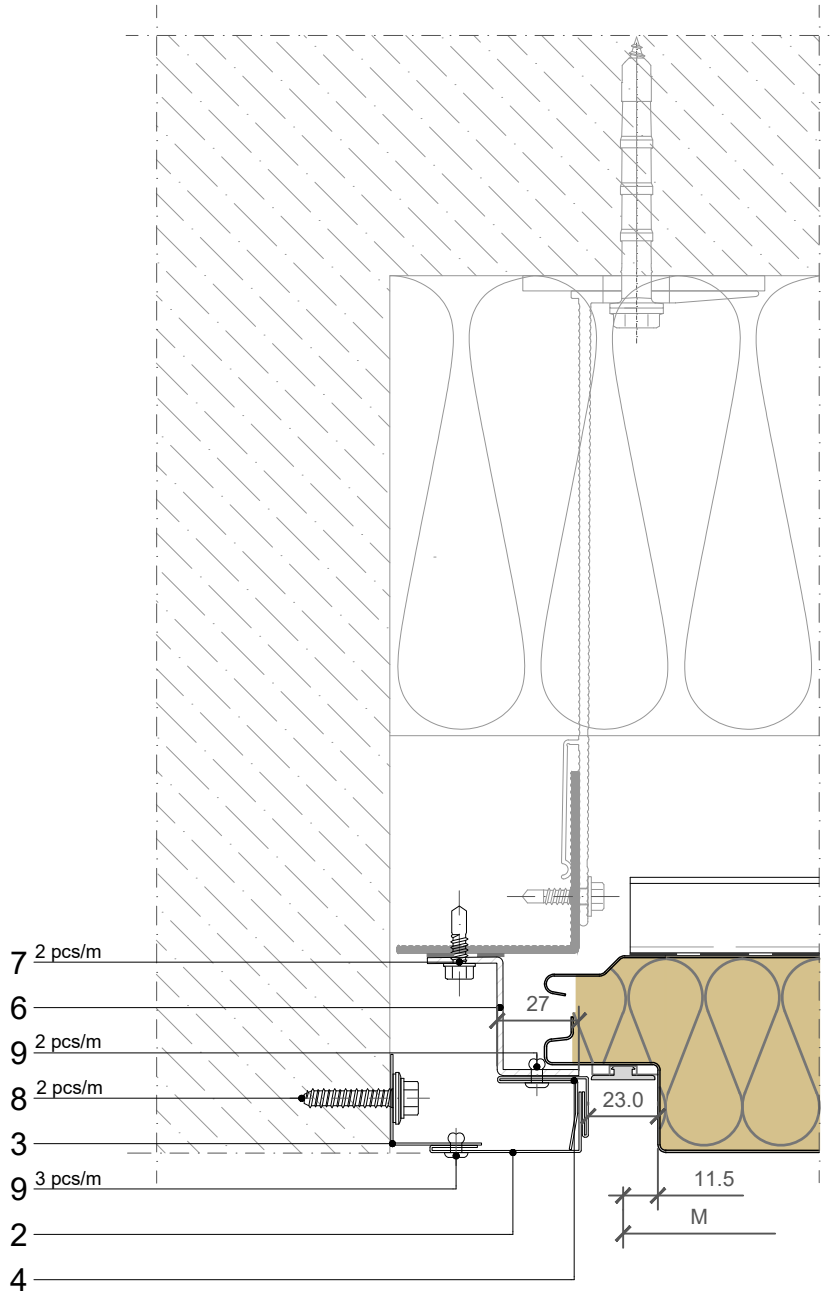
JOINT TYPE

- B - B ○ BF - BF
- B - BF ○ F - B
- BF - B ○ F - BF

BUILDING APPLICATION

- External Facade ○ External Soffit
- Internal Wall ○ Internal Ceiling

HORIZONTAL CUT

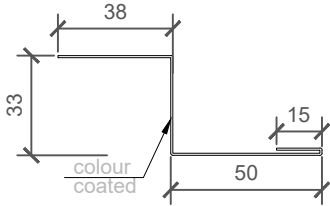


2	O1667	Flashing
3	O1665	End flashing
4	O1659	Flashing support
6	N1291	Fixing profile
7	P038	Fixing screw - The type of screw depends on the material of the substructure
8	V045	Anchor screw
9	K002	Blind rivet 4x10

OTHER SYSTEM CONNECTION

Trimo Group holds full copyrights on the information and details provided on this media, therefore any unauthorized reproduction and distribution is strictly prohibited.

1_ELEMENT_O1666_Flashing

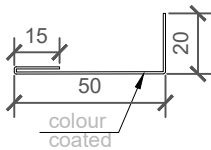


COLOUR	----
LENGHT_1	----
PIECES_1	----
LENGHT_2	----
PIECES_2	----

NOTES

material: Colored metal sheet (0,7 mm)
 sheet width: 136 mm
 Lmax = 6000 mm

2_ELEMENT_O1667_Flashing

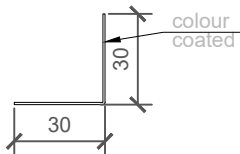


COLOUR	----
LENGHT_1	----
PIECES_1	----
LENGHT_2	----
PIECES_2	----

NOTES

material: Colored metal sheet (0,7 mm)
 sheet width: 85 mm
 Lmax = 6000 mm

3_ELEMENT_O1665_End flashing

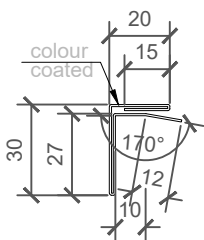


COLOUR	----
LENGHT_1	----
PIECES_1	----
LENGHT_2	----
PIECES_2	----

NOTES

material: Colored metal sheet (0,7 mm)
 sheet width: 60 mm
 Lmax = 6000 mm

4_ELEMENT_O1659_Flashing support

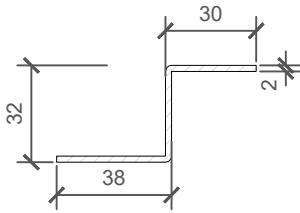


COLOUR	----
LENGHT_1	----
PIECES_1	----
LENGHT_2	----
PIECES_2	----

NOTES

material: Colored metal sheet (0,7 mm)
 sheet width: 114 mm
 Lmax = 6000 mm

5_ELEMENT_N1288_Fixing profile

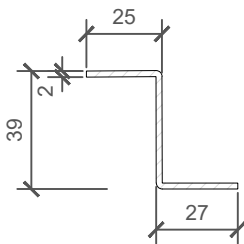


LENGHT_1	----
PIECES_1	----
LENGHT_2	----
PIECES_2	----

NOTES

material: Zinc - coated metal sheet (2 mm) / option: Stainless steel (2 mm)
 sheet width: 92 mm
 Lmax = 4000 mm

6_ELEMENT_N1291_Fixing profile



LENGHT_1	----
PIECES_1	----
LENGHT_2	----
PIECES_2	----

NOTES

material: Zinc - coated metal sheet (2 mm) / option: Stainless steel (2 mm)
 sheet width: 83 mm
 Lmax = 4000 mm

**VERTICAL
INSTALLATION**

**QBISS
SCREEN MW**

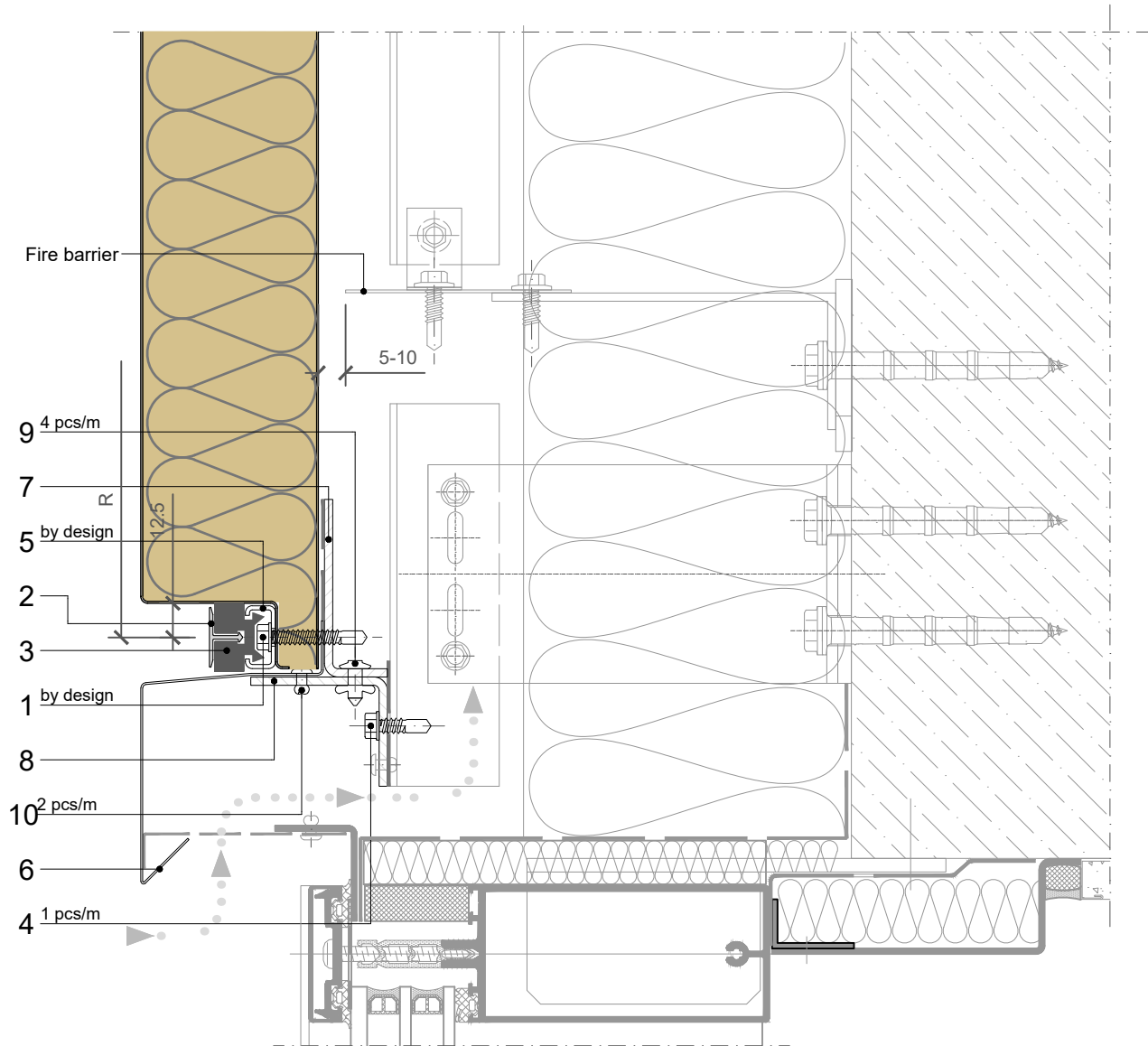
JOINT TYPE

- B - B ○ BF - BF
- B - BF ○ F - B
- BF - B ○ F - BF

BUILDING APPLICATION

- External Facade ○ External Soffit
- Internal Wall ○ Internal Ceiling

VERTICAL CUT



POS.	CODE	ELEMENTS	SCALE: M 1:2.5
1	P039	Fixing screw - The type of screw depends on the material of the substructure	
2	A023	Decorative profile HF40 - recessed look of transversal joint	
3	T052	Transversal gasket	
4	P038	Fixing screw - The type of screw depends on the material of the substructure	
5	N637	Fixing pad element	
6	O1668	Drip flashing	
7	N1286	Fixing profile	
8	N1287	Support profile	
9	K013	Bulb tite rivet	
10	K002	Blind rivet 4x10	

OTHER SYSTEM CONNECTION

Trimo Group holds full copyrights on the information and details provided on this media, therefore any unauthorized reproduction and distribution is strictly prohibited.

**VERTICAL
INSTALLATION**

**QBISS
SCREEN MW**

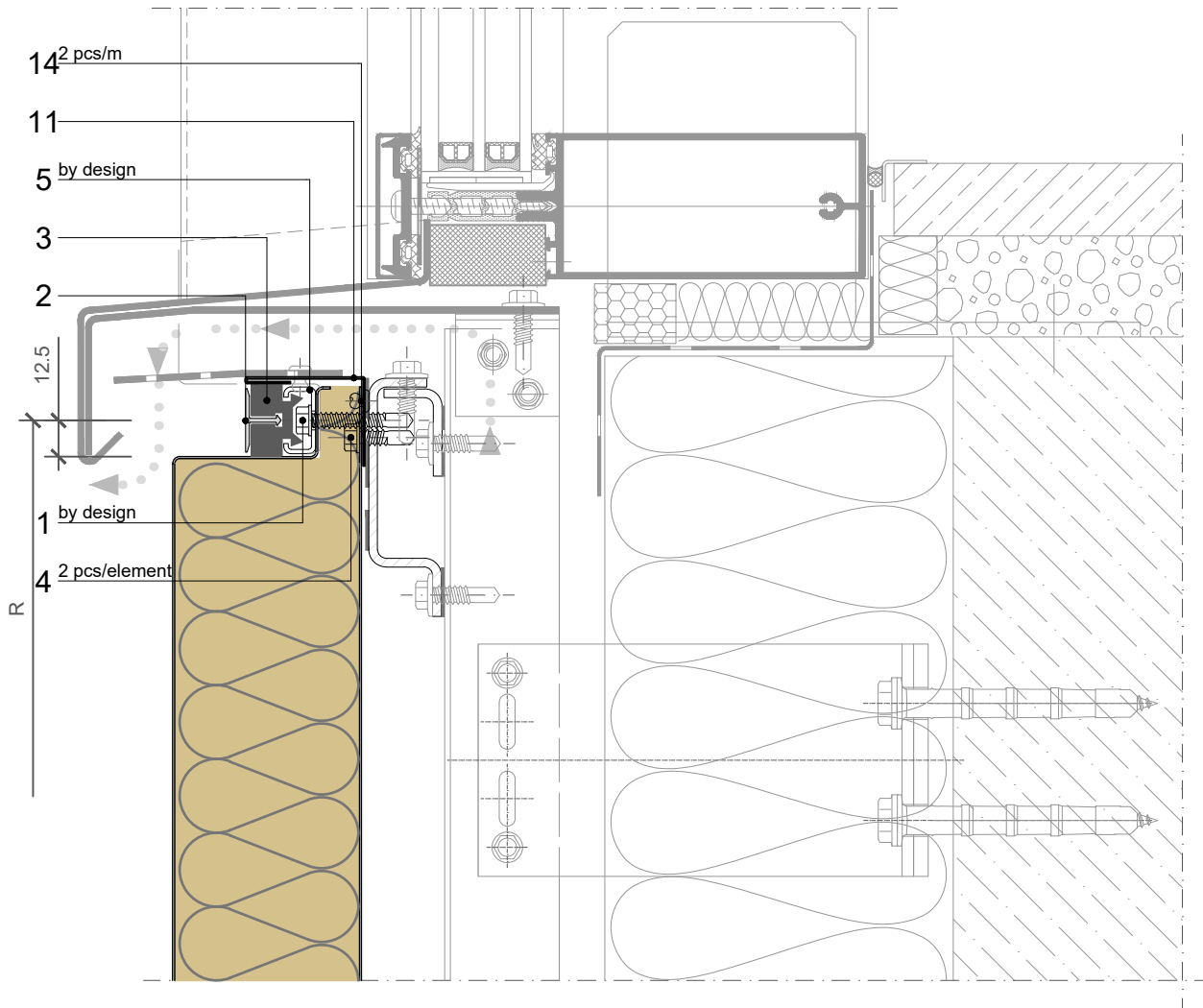
JOINT TYPE

- B - B ○ BF - BF
- B - BF ○ F - B
- BF - B ○ F - BF

BUILDING APPLICATION

- External Facade ○ External Soffit
- Internal Wall ○ Internal Ceiling

VERTICAL CUT



POS.	CODE	ELEMENTS	SCALE: M 1:2.5
1	P039	Fixing screw - The type of screw depends on the material of the substructure	
2	A023	Decorative profile HF40 - recessed look of transversal joint	
3	T052	Transversal gasket	
4	P038	Fixing screw - The type of screw depends on the material of the substructure	
5	N637	Fixing pad element	
11	O1664	Closing flashing	
14	K001	Blind rivet 4x8	

OTHER SYSTEM CONNECTION

Trimo Group holds full copyrights on the information and details provided on this media, therefore any unauthorized reproduction and distribution is strictly prohibited.

**VERTICAL
INSTALLATION**

**QBISS
SCREEN MW**

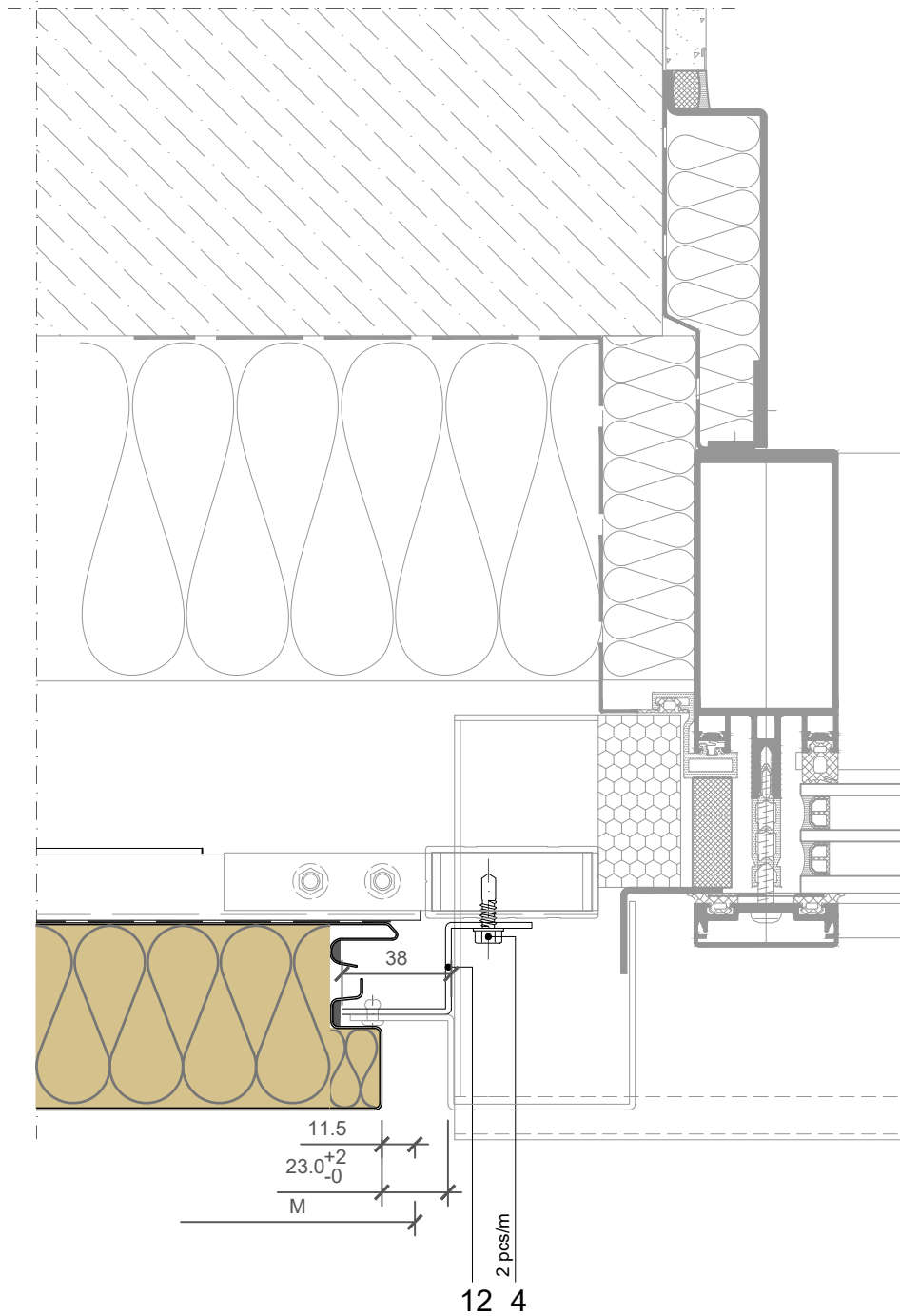
JOINT TYPE

- B - B ○ BF - BF
- B - BF ○ F - B
- BF - B ○ F - BF

BUILDING APPLICATION

- External Facade ○ External Soffit
- Internal Wall ○ Internal Ceiling

HORIZONTAL CUT



POS.	CODE	ELEMENTS	SCALE: M 1:2.5
4	P038	Fixing screw - The type of screw depends on the material of the substructure	
12	N1288	Fixing profile	

OTHER SYSTEM CONNECTION

Trimo Group holds full copyrights on the information and details provided on this media, therefore any unauthorized reproduction and distribution is strictly prohibited.

**VERTICAL
INSTALLATION**

**QBISS
SCREEN MW**

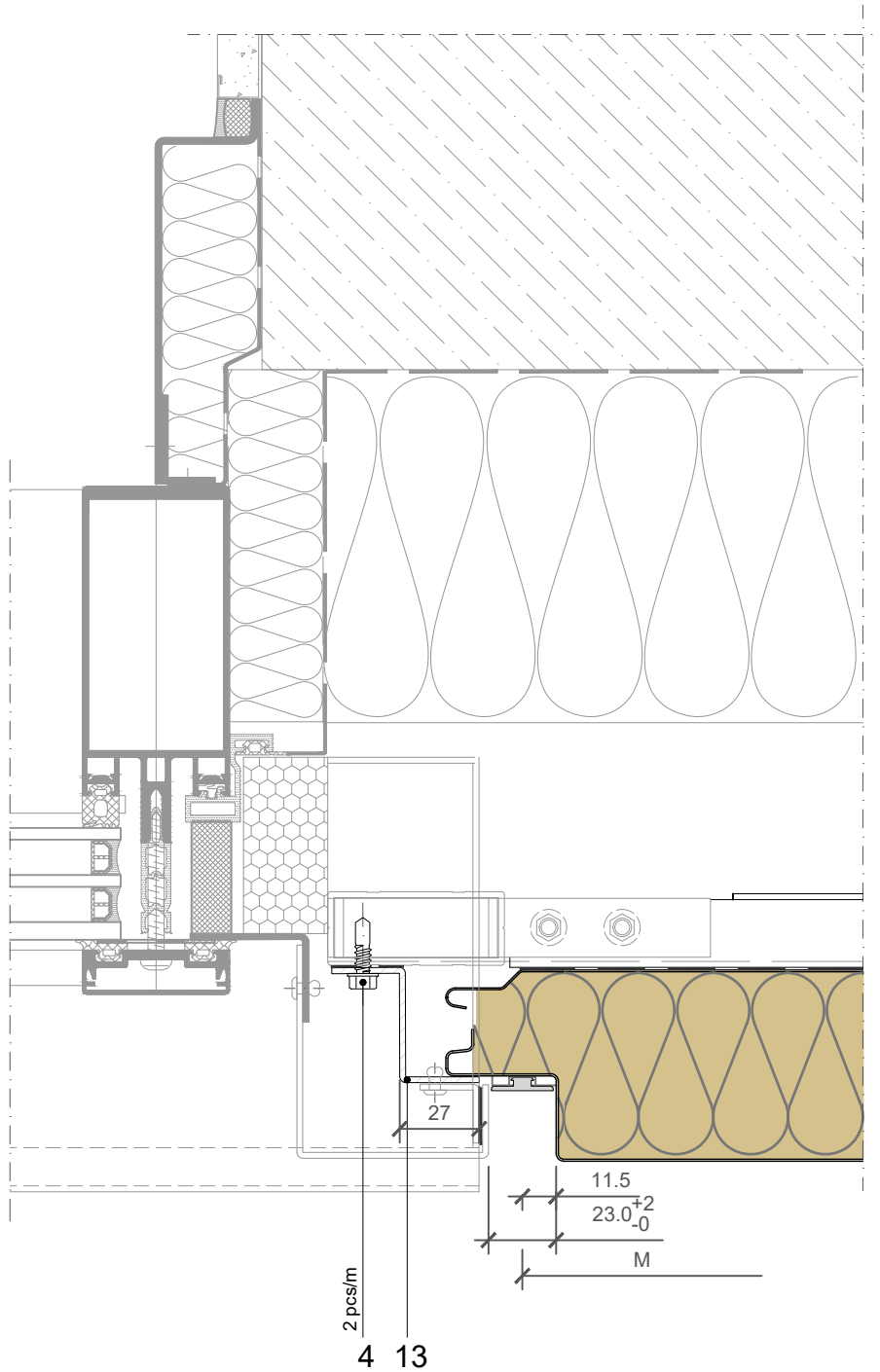
JOINT TYPE

- B - B ○ BF - BF
- B - BF ○ F - B
- BF - B ○ F - BF

BUILDING APPLICATION

- External Facade ○ External Soffit
- Internal Wall ○ Internal Ceiling

HORIZONTAL CUT

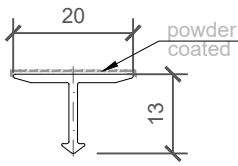


POS.	CODE	ELEMENTS	SCALE: M 1:2.5
4	P038	Fixing screw - The type of screw depends on the material of the substructure	
13	N1291	Fixing profile	

OTHER SYSTEM CONNECTION

Trimo Group holds full copyrights on the information and details provided on this media, therefore any unauthorized reproduction and distribution is strictly prohibited.

2_ELEMENT_A023_Decorative profile HF 40

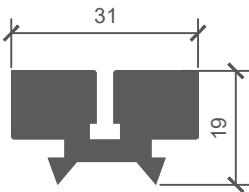


COLOUR	----
LENGHT_1	----
PIECES_1	----
LENGHT_2	----
PIECES_2	----

NOTES

material: EN AW-6061
Lmax = 4000 mm (6000 mm)

3_ELEMENT_T052_Transversal gasket

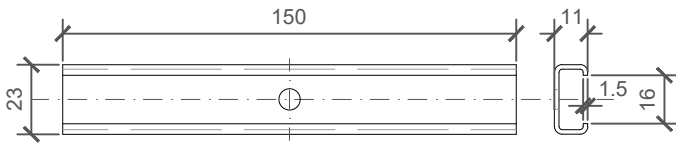


COLOUR	----
LENGHT_1	----
PIECES_1	----
LENGHT_2	----
PIECES_2	----

NOTES

material: EPDM

5_ELEMENT_N637_Fixing pad element

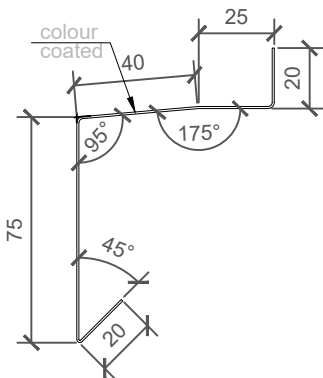


PIECES_1	----
PIECES_2	----

NOTES

material: Zinc - coated metal sheet (1.5 mm)

6_ELEMENT_O1668_Drip flashing

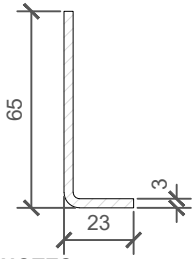


COLOUR	----
LENGHT_1	----
PIECES_1	----
LENGHT_2	----
PIECES_2	----

NOTES

material: Colored metal sheet (0,7 mm)
sheet width: 180 mm
Lmax = 6000 mm

7_ELEMENT_N1286_Fixing profile

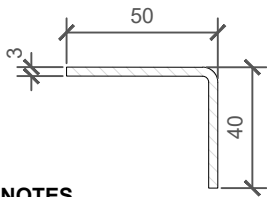


LENGHT_1	----
PIECES_1	----
LENGHT_2	----
PIECES_2	----

NOTES

material: Zinc - coated metal sheet (3 mm) / option: Stainless steel (3 mm)
 sheet width: 82 mm
 Lmax = 4000 mm

8_ELEMENT_N1287_Support profile

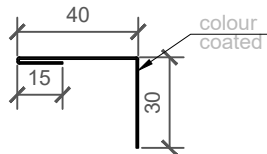


LENGHT_1	----
PIECES_1	----
LENGHT_2	----
PIECES_2	----

NOTES

material: Zinc - coated metal sheet (3 mm) / option: Stainless steel (3 mm)
 sheet width: 84 mm
 Lmax = 4000 mm

11_ELEMENT_O1664_Closing flashing

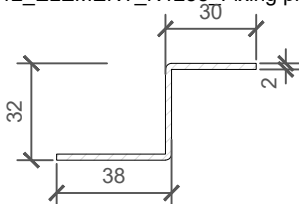


COLOUR	----
LENGHT_1	----
PIECES_1	----
LENGHT_2	----
PIECES_2	----

NOTES

material: Colored metal sheet (0,7 mm)
 sheet width: 85 mm
 L = M-2 mm

12_ELEMENT_N1288_Fixing profile

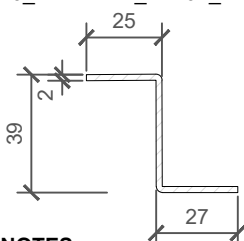


LENGHT_1	----
PIECES_1	----
LENGHT_2	----
PIECES_2	----

NOTES

material: Zinc - coated metal sheet (2 mm) / option: Stainless steel (2 mm)
 sheet width: 92 mm
 Lmax = 4000 mm

13_ELEMENT_N1291_Fixing profile



LENGHT_1	----
PIECES_1	----
LENGHT_2	----
PIECES_2	----

NOTES

material: Zinc - coated metal sheet (2 mm) / option: Stainless steel (2 mm)
 sheet width: 83 mm
 Lmax = 4000 mm

TRIMO

TRIMO D.O.O.
PRIJATELJEVA CESTA 12
8210 TREBNJE | SLOVENIJA
T: +386 (0)7 34 60 200
F: +386 (0)7 34 60 127
E: TRIMO@TRIMO-GROUP.COM
W: WWW.TRIMO-GROUP.COM

Trimo Group holds full copyrights on the information and details provided on this media, therefore any unauthorized reproduction and distribution is strictly prohibited. Professional care has been taken to ensure that information/details are accurate, correct, complete and not misleading. However, Trimo (including its subsidiaries) does not accept responsibility or liability for errors or information which is found to be misleading. Information/details on this media are for general purposes only. Use of it is on your own initiative and responsibility for compliance with local laws is yours. Any deviations in details and project solutions are user responsibility. In no event, will Trimo be liable for any loss or damage including without limitation, indirect or consequential loss or damage, or any loss or damage whatsoever arising from loss profits arising out of or in connection with, the use of this media. All information issued by Trimo Group is subject to continuous development and information/details contained on this media are current at date of issue. It is user's responsibility to obtain most up-to-date information from Trimo when information/details are used for project.

The last version of the document is available on www.trimo-group.com. Latest version of published document in English language prevails over other translated language documents.

For information about the delivery of panels see Trimo's General conditions. <https://trimo-group.com/en/trimo/general-conditions-of-sale>